

# ILUMINACIÓN TÉCNICA 2023

TECHNICAL LIGHTING / ÉCLAIRAGE TECHNIQUE



**CristalRecord**  
Iluminación - Lighting



# ILUMINACIÓN TÉCNICA 2023

TECHNICAL LIGHTING / ÉCLAIRAGE TECHNIQUE



**CristalRecord**  
Iluminación - Lighting





MADE IN SPAIN

---

## Sobre nosotros

About us

À propos de nous

---

CristalRecord comienza su trayectoria en el año 1995 dentro del sector de la iluminación decorativa. Más de 25 años dentro del sector que nos han aportado una gran experiencia en la fabricación, el diseño y la distribución de productos de iluminación.

Durante estos años nos hemos adaptado a las nuevas necesidades del mercado, apostando por la iluminación LED y adaptando el estilo de nuestros productos a las últimas tendencias de decoración. Además, hemos ampliado nuestras líneas de producto, con iluminación técnica y nuestra línea de ventilación.

Estamos comprometidos con nuestros clientes nacionales e internacionales ofreciendo soluciones a sus necesidades mientras apostamos por la calidad de nuestras luminarias. En un mercado cada vez más exigente buscamos un mayor rendimiento en nuestras luminarias de forma que satisfagan las necesidades del mercado global.

Como parte de nuestro fuerte compromiso en la iluminación LED y nuestros esfuerzos en I+D, hemos instalado nuestro propio laboratorio de fotometría equipado con una esfera de medición Ulbricht, con el objetivo de realizar nuestros propios ensayos de producto para asegurar la calidad y fiabilidad de nuestras soluciones de iluminación LED.



Nuestros técnicos pueden probar cualquier producto de iluminación LED, propio o de la competencia, de forma rápida y sencilla, y obtener un informe de prueba que incluye los parámetros técnicos clave del producto.

CristalRecord trabaja de la mano de laboratorios externos cuyos principales objetivos son proporcionar a los fabricantes un medio para garantizar que sus productos cumplen con las Directivas de Seguridad Comunitaria, así como la rapidez y fiabilidad de la prueba.

CristalRecord have begun its way in 1995 in the decorative lighting sector. Being active for more than 25 years in the lighting sector have given us a great experience in the manufacture, design, and distribution of lighting products.

We have adapted to the new needs of the market during all these years, betting on LED lighting and adapting the style of our products to the latest trends in decoration. In addition, we have expanded our product lines, with technical lighting and ceiling fans line.

We are committed to our national and international customers by offering them solutions according to their needs while keeping our commitment to provide high quality luminaires. We look for higher performance of our luminaires in an increasingly demanding market, so that they meet the needs of the global market.

As part of our strong commitment to LED lighting and our R&D efforts, we have installed our own photometry laboratory equipped with an Ulbricht measuring sphere, to perform our own product tests to ensure the quality and reliability of our LED lighting solutions.

Our technicians can test any our own or a competitor's LED lighting product, quickly and easily, obtaining a test report including the key technical parameters of the product.

CristalRecord works closely with external laboratories whose main objectives are to provide manufacturers with means ensuring that the products comply with EU Safety Directives, as well as fast speed and reliability of testing.

CristalRecord a commencé sa trajectoire en 1995 dans le secteur de l'éclairage décoratif. Plus de 25 ans dans le secteur nous ont permis d'acquérir une grande expérience dans la fabrication, la conception et la distribution de produits d'éclairage.



Au cours de ces années, nous nous sommes adaptés aux nouveaux besoins du marché, en misant sur l'éclairage LED et en adaptant le style de nos produits aux dernières tendances en matière de décoration. En outre, nous avons élargi nos lignes de produits, avec l'éclairage technique et notre ligne de ventilation.

Nous nous engageons auprès de nos clients nationaux et internationaux en proposant des solutions à leurs besoins, tout en nous engageant sur la qualité de nos luminaires. Dans un marché de plus en plus exigeant, nous recherchons des performances plus élevées dans nos luminaires afin qu'ils répondent aux besoins du marché mondial.

Dans le cadre de notre engagement fort envers l'éclairage LED et de nos efforts de R&D, nous avons installé notre propre laboratoire de photométrie équipé d'une sphère de mesure d'Ulbricht, afin d'effectuer nos propres tests de produits pour garantir la qualité et la fiabilité de nos solutions d'éclairage LED.

Nos techniciens peuvent tester n'importe quel produit d'éclairage LED, le nôtre ou celui d'un concurrent, rapidement et facilement, et obtenir un rapport d'essai comprenant les principaux paramètres techniques du produit.

CristalRecord travaille en étroite collaboration avec des laboratoires externes dont les principaux objectifs sont de fournir aux fabricants un moyen de garantir que leurs produits sont conformes aux directives de sécurité de l'UE, ainsi que la rapidité et la fiabilité des tests.





# Fabricación y calidad

Manufacturing and Quality  
Fabrication et qualité

Ángel Aparicio Spain nace como una nueva marca de CristalRecord especializada en iluminación técnica con focos y downlights con tecnología LED de diseño y fabricación propia española.

Para la fabricación de estas luminarias se sigue un delicado proceso de producción con materiales de alta calidad como es el zamak.

Las piezas se elaboran mediante un moldeo por inyección de zamak para, después, ser pulidas y bañadas en uno de los 7 acabados disponibles. El proceso de fabricación finaliza con un minucioso examen de calidad donde se comprueban posibles defectos de fabricación. Este proceso nos permite ofrecer una garantía de 10 años.

Angel Aparicio Spain was born as a new brand of CristalRecord specialized in design and manufacture in Spain of technical lighting with spotlights and downlights with LED technology.

We are following a delicate production process for the manufacture of these luminaires, using high quality materials such as zamak. The pieces are made by injection moulding of zamak and then polished and plated in one of the 7 available finishes.

The manufacturing process ends with a meticulous quality examination where possible manufacturing defects are checked. This process allows us to offer a 10-year guarantee.

Angel Aparicio Spain est né comme une nouvelle marque de CristalRecord spécialisée dans la conception et la fabrication en Espagne d'éclairage technique avec des spots et des downlights à technologie LED.

Nous suivons un processus de production délicat pour la fabrication de ces luminaires, en utilisant des matériaux de haute qualité comme le zamak. Les pièces sont fabriquées par injection de zamak, puis polies et plaquées dans l'une des 7 finitions disponibles.

Le processus de fabrication se termine par un examen de qualité méticuleux où les éventuels défauts de fabrication sont vérifiés. Ce processus nous permet d'offrir une garantie de 10 ans.





# Valores

Values

Valeurs

Innovation  
Commitment  
Flexibility  
Quality  
Dynamism  
Efficiency  
Adaptability  
Proximity  
Reliance  
Specializations  
Differentiation

Innovation  
Compromis  
Flexibilité  
Qualité  
Dynamisme  
L' Efficacité  
Adaptabilité  
Proximité  
Confiance  
Spécialisations  
Différenciation

Innovación  
Compromiso  
Flexibilidad  
Calidad  
Dinamismo  
Eficiencia  
Adaptabilidad  
Proximidad  
Confianza  
Especialización  
Diferenciación

# Índice

Index

Index

## Empotrables sin tecnología

Recessed spotlights without technology  
Spots encastrés sans technologie

053100	14
053300	15
353100	16
353300	17
174100	18
174300	19
374100	20
374300	21
491100	22
492100	23
065200	24
055200	25
Living	26
Reto	27
Duo/Oneo	28
Apolo	29
Nael	30
Zeus	31
Alhambra	32
Alhambra I	33
Helium	34
Tecno	38
Akrah	40
Helium plus	41
Iceberg	42
Aret	44
Snowman	46

## Luminarias de superficie sin tecnología

Surface mounted luminaires without technology  
Plafonniers sans technologie

Ari	50
Fred	51
Sira	52
Clark	53
Neil	54
Flin	55

## Downlights LED empotrables

Recessed LED downlights  
Encastré LED downlights

25-10W	58
25-10W/25-13W	59
00-20W	60
00-20W/00-26W	61
51-20W	62
51-20W/51-26W	63
56-20W	64
Soner	65
Sol	66
Tango	67
Sirion	68
Levo	69
Gave	70
Tekia	71
Adato	72
Zen	73
Eve	74
Wall Washer	75
Know	76

## Plafones LED

LED surface mounted downlights  
LED plafonniers

Know	80
Eduba	82
Gelys	84
Aspen	86
Ice	88

## Luminarias de exterior

Outdoor lighting  
Éclairage extérieur

Open Smart	92
Open	93
Open Plus	94
Cipri	95
Tivo	96
Uрпи	97
View	98
Antop	99
Sun	100
Satur	101
Pisa	102
Maribo	103
Put	104
Pin	105
Mint	106
Mota	107
Rerlax	108
Confo	109
Rute	110
Ronda	111
Nera	112
LuxeK	113

## Appliques de baño led

Led mirror lights  
Applique miroir led

Jaén	115
Málaga	116
Álava	117
Zaragoza	118
Sevilla	119
Mallorca	120
Teruel	121
León	122
Asturias	123
Murcia	124
Huesca	125
Soria	126
Alicante	127
Toledo	128
Madrid	130

## Paneles LED

LED Panels  
PanneauxLED

Panel 3CCT	133
------------	-----

## Tiras LED y perfiles

LED Stripes and profiles  
Bandes LED et profiles

Led Strips	136
Perfiles	137

## Accesorios

Accessories  
Accessoire

Electronic Driver	140
Emergency Kit	141





## **EMPOTRABLES SIN TECNOLOGÍA**

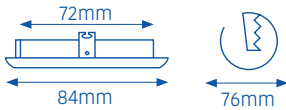
RECESSED SPOTLIGHTS WITHOUT TECHNOLOGY

SPOTS ENCASTRÉS SANS TECHNOLOGIE

**Empotrables sin tecnología**  
 Recessed spotlights without technology  
 Spots encastrés sans technologie



Ref. 053100-42



Serie Série	Acabado Finish Couleur	Portalámparas Lampholder Douille	Bombilla Bulb Ampoule	
053100	-	<input type="checkbox"/>	No	1/100

Portalámparas Lampholder Douille	Tipo Type	Clase de protección IEC IEC Protection Class Classe de protection IEC
--	--------------	---

-	Sin portalámparas Without lampholder Sans douille	-
5.3	G5.3 12V	III
GU10	GU10 100-250V	II

# Serie 053100



**Orientable/Material: Inyección de Zamak.**  
**Bombilla reemplazable por la parte delantera.**

Movable/Material: Zamak injection.  
 Front replace bulb.

Orientable/Matière: Zamak injection.  
 Remplacer ampoule à l'avant.

## Acabados Finishes Couleur

**Blanco RAL 9016**  
 White RAL 9016  
 Blanc RAL 9016 **06**

**Oro**  
 Gold  
 Doré **08**

**Oro Viejo**  
 Antique Brass  
 Laiton Antique **19**

**Cromo**  
 Chrome  
 Chrome **22**

**Níquel Satinado**  
 Satin Nickel  
 Nickel Satiné **42**

**Oro Mate**  
 Matt Gold  
 Doré Mat **68**

**Cromo Mate**  
 Matt Chrome  
 Chrome Mat **72**



# Serie 053300



**Orientable/Material: Inyección de Zamak.**  
**Bombilla reemplazable por la parte delantera.**

Movable/Material: Zamak injection.  
 Front replace bulb.

Orientable/Matière: Zamak injection.  
 Remplacer ampoule à l'avant.

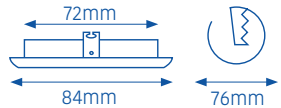


## Acabados

Finishes  
 Couleur

- 06** **Blanco RAL 9016**  
White RAL 9016  
Blanc RAL 9016
- 08** **Oro**  
Gold  
Doré
- 19** **Oro Viejo**  
Antique Brass  
Laiton Antique
- 22** **Cromo**  
Chrome  
Chrome
- 42** **Níquel Satinado**  
Satin Nickel  
Nickel Satiné
- 68** **Oro Mate**  
Matt Gold  
Doré Mat
- 72** **Cromo Mate**  
Matt Chrome  
Chrome Mat

Ref. 053300-08



Serie Série	Acabado Finish Couleur	Portalámparas Lampholder Douille	Bombilla Bulb Ampoule	
053300	-	-	No	1/100

Portalámparas Lampholder Douille	Tipo Type	Clase de protección IEC IEC Protection Class Classe de protection IEC
--	--------------	---

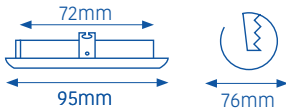
-	Sin portalámparas Without lampholder Sans douille	-
5.3	G5.3 12V	III
GU10	GU10 100-250V	II

**Empotrables sin tecnología**  
 Recessed spotlights without technology  
 Spots encastrés sans technologie

# Serie 353100



Ref. 353100-42



**Orientable/Material:** Inyección de Zamak.  
**Bombilla reemplazable por la parte delantera.**

**Movable/Material:** Zamak injection.  
 Front replace bulb.

**Orientable/Matière:** Zamak injection.  
 Remplacer ampoule à l'avant.

## Acabados

Finishes  
 Couleur

**Blanco RAL 9016**  
 White RAL 9016  
 Blanc RAL 9016 **06**

**Oro**  
 Gold  
 Doré **08**

**Oro Viejo**  
 Antique Brass  
 Laiton Antique **19**

**Cromo**  
 Chrome  
 Chrome **22**

**Níquel Satinado**  
 Satin Nickel  
 Nickel Satiné **42**

**Oro Mate**  
 Matt Gold  
 Doré Mat **68**

**Cromo Mate**  
 Matt Chrome  
 Chrome Mat **72**



Serie Série	Acabado Finish Couleur	Portalámparas Lampholder Douille	Bombilla Bulb Ampoule	
353100	-	-	No	1/100

**Portalámparas** Lampholder Douille  
**Tipo** Type  
**Clase de protección IEC** IEC Protection Class  
 Classe de protection IEC

-	Sin portalámparas Without lampholder Sans douille	-
5.3	G5.3 12V	III
GU10	GU10 100-250V	II

# Serie 353300



**Orientable/Material: Inyección de Zamak.**  
**Bombilla reemplazable por la parte delantera.**

Movable/Material: Zamak injection.  
 Front replace bulb.

Orientable/Matière: Zamak injection.  
 Remplacer ampoule à l'avant.

## Acabados

Finishes  
 Couleur

**06** **Blanco RAL 9016**  
 White RAL 9016  
 Blanc RAL 9016

**08** **Oro**  
 Gold  
 Doré

**19** **Oro Viejo**  
 Antique Brass  
 Laiton Antique

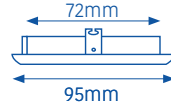
**22** **Cromo**  
 Chrome  
 Chrome

**42** **Níquel Satinado**  
 Satin Nickel  
 Nickel Satiné

**68** **Oro Mate**  
 Matt Gold  
 Doré Mat

**72** **Cromo Mate**  
 Matt Chrome  
 Chrome Mat

Ref. 353300-19



Serie Série	Acabado Finish Couleur	Portalámparas Lampholder Douille	Bombilla Bulb Ampoule	
353300	-	-	No	1/100

Portalámparas Lampholder Douille	Tipo Type	Clase de protección IEC IEC Protection Class Classe de protection IEC
--	--------------	---

-	Sin portalámparas Without lampholder Sans douille	-
5.3	G5.3 12V	III
GU10	GU10 100-250V	II

**Empotrables sin tecnología**  
 Recessed spotlights without technology  
 Spots encastrés sans technologie

# Serie 174100



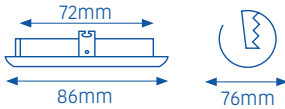
Ref. 174100-72



**Orientable/Material: Inyección de Zamak.**  
**Bombilla reemplazable por la parte delantera.**

Movable/Material: Zamak injection.  
 Front replace bulb.

Orientable/Matière: Zamak injection.  
 Remplacer ampoule à l'avant.



Serie Série	Acabado Finish Couleur	Portalámparas Lampholder Douille	Bombilla Bulb Ampoule	
174100	-	<input type="checkbox"/>	No	1/100

## Acabados

Finishes  
Couleur

**Blanco RAL 9016**  
 White RAL 9016  
 Blanc RAL 9016 **06**

**Oro**  
 Gold  
 Doré **08**

**Oro Viejo**  
 Antique Brass  
 Laiton Antique **19**

**Cromo**  
 Chrome  
 Chrome **22**

**Níquel Satinado**  
 Satin Nickel  
 Nickel Satiné **42**

**Oro Mate**  
 Matt Gold  
 Doré Mat **68**

**Cromo Mate**  
 Matt Chrome  
 Chrome Mat **72**

**Portalámparas**  
Lampholder  
Douille

**Tipo**  
Type

**Clase de protección IEC**  
IEC Protection Class  
Classe de protection IEC

-	Sin portalámparas Without lampholder Sans douille	-
5.3	G5.3 12V	III
GU10	GU10 100-250V	II

# Serie 174300



**Orientable/Material: Inyección de Zamak.**  
**Bombilla reemplazable por la parte delantera.**

Movable/Material: Zamak injection.  
 Front replace bulb.

Orientable/Matière: Zamak injection.  
 Remplacer ampoule à l'avant.

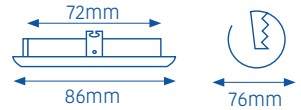


Ref. 174300-22

## Acabados

Finishes  
 Couleur

- 06** **Blanco RAL 9016**  
White RAL 9016  
Blanc RAL 9016
- 08** **Oro**  
Gold  
Doré
- 19** **Oro Viejo**  
Antique Brass  
Laiton Antique
- 22** **Cromo**  
Chrome  
Chrome
- 42** **Níquel Satinado**  
Satin Nickel  
Nickel Satiné
- 68** **Oro Mate**  
Matt Gold  
Doré Mat
- 72** **Cromo Mate**  
Matt Chrome  
Chrome Mat



Serie Serie Série	Acabado Finish Couleur	Portalámparas Lampholder Douille	Bombilla Bulb Ampoule	
174300	- <input type="checkbox"/>	- <input type="checkbox"/>	No	1/100

Portalámparas Lampholder Douille	Tipo Type	Clase de protección IEC IEC Protection Class Classe de protection IEC
--	--------------	---

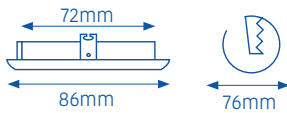
-	Sin portalámparas Without lampholder Sans douille	-
5.3	G5.3 12V	III
GU10	GU10 100-250V	II

**Empotrables sin tecnología**  
 Recessed spotlights without technology  
 Spots encastrés sans technologie

# Serie 374100



Ref. 374100-19



Serie Série	Acabado Finish Couleur	Portalámparas Lampholder Douille	Bombilla incluida Bulb included Ampoule inclus	
374100	-	<input type="checkbox"/>	No	1/100



**Orientable/Material: Inyección de Zamak.**  
**Bombilla reemplazable por la parte delantera.**

Movable/Material: Zamak injection.  
 Front replace bulb.

Orientable/Matière: Zamak injection.  
 Remplacer ampoule à l'avant.

## Acabados Finishes Couleur

**Blanco RAL 9016**  
 White RAL 9016 **06**  
 Blanc RAL 9016

**Oro**  
 Gold **08**  
 Doré

**Oro Viejo**  
 Antique Brass **19**  
 Laiton Antique

**Cromo**  
 Chrome **22**  
 Chrome

**Níquel Satinado**  
 Satin Nickel **42**  
 Nickel Satiné

**Oro Mate**  
 Matt Gold **68**  
 Doré Mat

**Cromo Mate**  
 Matt Chrome **72**  
 Chrome Mat

**Portalámparas** Tipo **Clase de protección IEC**  
 Lampholder Type IEC Protection Class  
 Douille Type Classe de protection IEC

-	Sin portalámparas Without lampholder Sans douille	-
5.3	G5.3 12V	III
GU10	GU10 100-250V	II

# Serie 374300



**Orientable/Material: Inyección de Zamak.**  
**Bombilla reemplazable por la parte delantera.**

Movable/Material: Zamak injection.  
 Front replace bulb.

Orientable/Matière: Zamak injection.  
 Remplacer ampoule à l'avant.

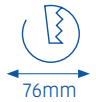
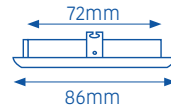


## Acabados

Finishes  
 Couleur

- 06** **Blanco RAL 9016**  
White RAL 9016  
Blanc RAL 9016
- 08** **Oro**  
Gold  
Doré
- 19** **Oro Viejo**  
Antique Brass  
Laiton Antique
- 22** **Cromo**  
Chrome  
Chrome
- 42** **Níquel Satinado**  
Satin Nickel  
Nickel Satiné
- 68** **Oro Mate**  
Matt Gold  
Doré Mat
- 72** **Cromo Mate**  
Matt Chrome  
Chrome Mat

Ref. 374300-42



Serie Serie Série	Acabado Finish Couleur	Portalámparas Lampholder Douille	Bombilla incluida Bulb included Ampoule inclus	
374300	-	<input type="checkbox"/>	-	<input type="checkbox"/>
			No	1/100

Portalámparas Lampholder Douille	Tipo Type	Clase de protección IEC IEC Protection Class Classe de protection IEC
-	Sin portalámparas Without lampholder Sans douille	-
5.3	G5.3 12V	III
GU10	GU10 100-250V	II

**Empotrables sin tecnología**  
 Recessed spotlights without technology  
 Spots encastrés sans technologie

# Serie 491100



**Fijo con diseño antideslumbramiento.**  
**Material: Inyección de Zamak.**  
**Bombilla reemplazable por la parte delantera.**

Fixed with anti glare design.  
 Material: Zamak injection. Front replace bulb.

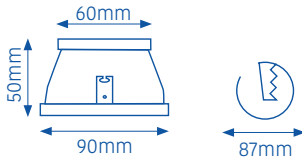
Fixe avec design anti-reflet  
 Matière: Zamak injection. Remplacer ampoule à l'avant.

**Acabados**  
 Finishes  
 Couleur

**Blanco RAL 9016**  
 White RAL 9016  
 Blanc RAL 9016

**06**

Ref. 491100-06



**Serie** Serie Série  
**Acabado** Finish Couleur  
**Portalámparas** Lampholder Douille  
**Bombilla incluida** Bulb included Ampoule inclus 

491100	-	06	-		No	1/75
--------	---	----	---	---	----	------

**Portalámparas** Lampholder Douille  
**Tipo** Type  
**Clase de protección IEC** IEC Protection Class Classe de protection IEC

-	Sin portalámparas Without lampholder Sans douille	-
5.3	G5.3 12V	III
GU10	GU10 100-250V	II



# Serie 492100



**Fijo con diseño antideslumbramiento.**  
**Material: Inyección de Zamak.**  
**Bombilla reemplazable por la parte delantera.**

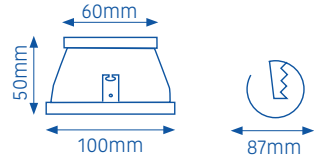
Fixed with anti glare design.  
 Material: Zamak injection. Front replace bulb.  
 Fixe avec design anti-reflet  
 Matière: Zamak injection. Remplacer ampoule à l'avant.



## Acabados Finishes Couleur

- 06** Blanco RAL 9016  
 White RAL 9016  
 Blanc RAL 9016

Ref. 492100-06



Serie Serie Série	Acabado Finish Couleur	Portalámparas Lampholder Douille	Bombilla incluida Bulb included Ampoule inclus	
-------------------------	------------------------------	--	--	--

492100	- 06 -	<input type="checkbox"/>	No	1/75
--------	--------	--------------------------	----	------

Portalámparas Lampholder Douille	Tipo Type	Clase de protección IEC IEC Protection Class Classe de protection IEC
--	--------------	---

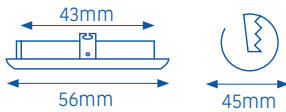
-	Sin portalámparas Without lampholder Sans douille	-
5.3	G5.3 12V	III
GU10	GU10 100-250V	II

**Empotrables sin tecnología**  
 Recessed spotlights without technology  
 Spots encastrés sans technologie

# Serie 065200



Ref. 065200-42



**Serie**  
Serie  
Série

**Acabado**  
Finish  
Couleur

**Portalámparas**  
Lampholder  
Douille

**Bombilla incluida**  
Bulb included  
Ampoule inclus



065200 -  -  No 1/100



**Fijo/Material: Inyección de Zamak.**  
**Bombilla reemplazable por la parte delantera.**

Fixed/Material: Zamak injection.  
 Front replace bulb.

Fixe/Matière: Zamak injection.  
 Remplacer ampoule à l'avant.

**Acabados**  
 Finishes  
 Couleur

**Blanco RAL 9016**  
 White RAL 9016  
 Blanc RAL 9016 **06**

**Oro**  
 Gold  
 Doré **08**

**Oro Viejo**  
 Antique Brass  
 Laiton Antique **19**

**Cromo**  
 Chrome  
 Chrome **22**

**Níquel Satinado**  
 Satin Nickel  
 Nickel Satiné **42**

**Oro Mate**  
 Matt Gold  
 Doré Mat **68**

**Cromo Mate**  
 Matt Chrome  
 Chrome Mat **72**

**Portalámparas**  
Lampholder  
Douille

**Tipo**  
Type

**Clase de protección IEC**  
IEC Protection Class  
Classe de protection IEC

-	Sin portalámparas Without lampholder Sans douille	-
5.3	G5.3 12V	III
GU10	GU10 100-250V	II

# Serie 055200



**Fijo/Material: Inyección de Zamak.**  
**Bombilla reemplazable por la parte delantera.**

Fixed/Material: Zamak injection.  
 Front replace bulb.

Fixe/Matière: Zamak injection.  
 Remplacer ampoule à l'avant.

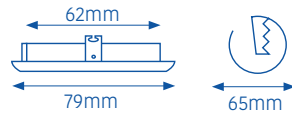


Ref. 055220-19

## Acabados

Finishes  
 Couleur

- 06** **Blanco RAL 9016**  
White RAL 9016  
Blanc RAL 9016
- 08** **Oro**  
Gold  
Doré
- 19** **Oro Viejo**  
Antique Brass  
Laiton Antique
- 22** **Cromo**  
Chrome  
Chrome
- 42** **Níquel Satinado**  
Satin Nickel  
Nickel Satiné
- 68** **Oro Mate**  
Matt Gold  
Doré Mat
- 72** **Cromo Mate**  
Matt Chrome  
Chrome Mat



Serie Série	Acabado Finish Couleur	Portalámparas Lampholder Douille	Bombilla incluida Bulb included Ampoule inclus	
055200	- <input type="checkbox"/>	- <input type="checkbox"/>	No	1/100

Portalámparas Lampholder Douille	Tipo Type	Clase de protección IEC IEC Protection Class Classe de protection IEC
--	--------------	---

-	Sin portalámparas Without lampholder Sans douille	-
5.3	G5.3 12V	III
GU10	GU10 100-250V	II



Ref. 01-076-01-000



Ref. 00-176-01-281



Ref. 01-076-01-008

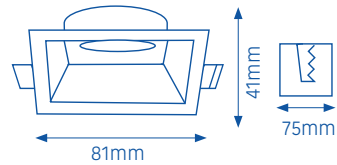
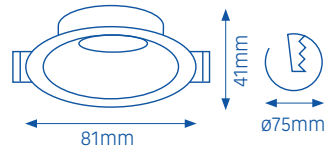
# Living



**Fijo con diseño antideslumbramiento.**  
**Bombilla reemplazable por la parte trasera.**

Material: Aluminio.  
 Fixed with anti glare design.  
 Material: Aluminium. Back replace bulb.

Fixe avec design anti-reflet.  
 Matière: Aluminium. Remplacer ampoule à le derrière.



Ref.	Forma Shape Forme	Acabado Finish Couleur	Portalámparas Lampholder Douille	V	Hz	Bombilla Bulb Ampoule	
01-076-01-000	Redondo Round Rond	Blanco Texturizado Textured White Blanc Texturé	GU10	220-240	50/60	No	1/100
00-176-01-000	Cuadrado Square Carré	Blanco Texturizado Textured White Blanc Texturé	GU10	220-240	50/60	No	1/100
01-076-01-008	Redondo Round Rond	Negro Texturizado Textured Black Noir Texturé	GU10	220-240	50/60	No	1/100
00-176-01-281	Cuadrado Square Carré	Plata Silver Argenté	GU10	220-240	50/60	No	1/100
01-076-01-281	Redondo Round Rond	Plata Silver Argenté	GU10	220-240	50/60	No	1/100

# Reto



**Fijo con diseño antideslumbramiento.**  
**Material: Aluminio.**  
**Bombilla reemplazable por la parte trasera.**

Fixed with anti glare design.  
 Material: Aluminium. Back replace bulb.  
 Fixe avec design anti-reflet.  
 Matière: Aluminium. Remplacer ampoule à le derrière.



Ref. 01-047-01-000



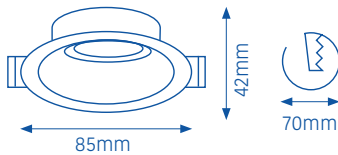
Ref. 01-047-01-008



Ref. 01-047-01-000+ARO-047-001



Ref. 01-047-01-008+ARO-047-001



**Accesorio**  
 Accessory  
 Accessoire

**Forma**  
 Shape  
 Forme

**Acabado**  
 Finish  
 Couleur



ARO-047-000	Redondo/Round/Rond	Blanco/White/Blanc	1/160
ARO-047-001	Redondo/Round/Rond	Cromo/Chrome/Chrome	1/160
ARO-047-002	Redondo/Round/Rond	Níquel/Nickel/Nickel	1/160
ARO-047-008	Redondo/Round/Rond	Negro/Black/Noir	1/160



Ref.	Forma Shape Forme	Acabado Finish Couleur	Portalámparas Lampholder Douille	V	Hz	Bombilla Bulb Ampoule	
01-047-01-000	Redondo Round Rond	Blanco Texturizado Textured White Blanc Texture	GU10	220-240	50/60	No	1/40
01-047-01-008	Redondo Round Rond	Negro Texturizado Textured Black Noir Texture	GU10	220-240	50/60	No	1/40



# Apolo



Ref. 01-593-01-000

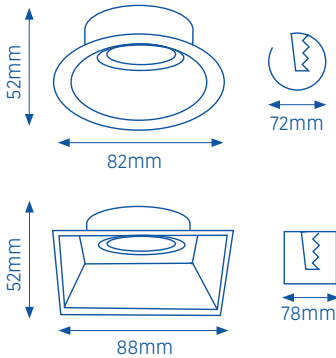
**Basculante con diseño antideslumbramiento.**  
**Material: aluminio.**  
**Bombilla reemplazable por la parte delantera.**


Tilting with anti glare design.  
 Material: aluminium. Front replace bulb.

Orientable avec design anti-reflet.  
 Matière: Aluminium. Remplacer ampoule à l'avant.



Ref. 00-593-01-000



Ref.	Forma Shape Forme	Acabado Finish Couleur	Portalámparas Lampholder Douille	V	Hz	Bombilla Bulb Ampoule	
01-593-01-000	Redondo Round Rond	Blanco Texturizado Textured White Blanc Texturé	GU10	220-240	50/60	No	1/80
00-593-01-000	Cuadrado Square Carré	Blanco Técnico Technical White Blanc Technique	GU10	220-240	50/60	No	1/80

**Empotrables sin tecnología**  
 Recessed spotlights without technology  
 Spots encastrés sans technologie

# Nael



Ref. 01-893-01-000



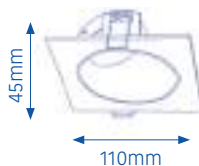
Ref. 00-893-01-000




**Fijo con diseño antideslumbramiento.**  
**Material: Aluminio.**  
**Bombilla reemplazable por la parte delantera.**

Fixed with anti glare design.  
 Material: Aluminium. Front replace bulb.

Fixe avec design anti-reflet  
 Matière: Aluminium. Remplacer ampoule à l'avant.



Ref.	Forma Shape Forme	Acabado Finish Couleur	Portalámparas Lampholder Douille	V	Hz	Bombilla incluida Bulb included Ampoule inclus	
01-893-01-000	Redondo Round Rond	Blanco Técnico Technical White Blanc Technique	GU10	220-240	50/60	No	1/50
00-893-01-000	Cuadrado Square Carré	Blanco Técnico Technical White Blanc Technique	GU10	220-240	50/60	No	1/50



# Zeus



Fijo con diseño antideslumbramiento.  
 Material: Aluminio.  
 Bombilla reemplazable por la parte trasera.

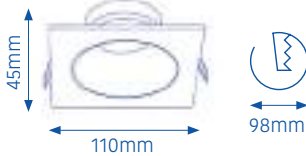
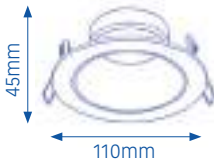
Fixed with anti glare design.  
 Material: Aluminium. Back replace bulb.  
 Fixe avec design anti-reflet  
 Matière: Aluminium. Remplacer ampoule à le derrière.



Ref. 01-493-01-000



Ref. 00-493-01-000



Ref.	Forma Shape Forme	Acabado Finish Couleur	Portalámparas Lampholder Douille	V	Hz	Bombilla Bulb Ampoule	
01-493-01-000	Redondo Round Rond	Blanco Texturizado Textured White Blanc Texturé	GU10	220-240	50/60	No	1/50
00-493-01-000	Cuadrado Square Carré	Blanco Técnico Technical White Blanc Technique	GU10	220-240	50/60	No	1/50

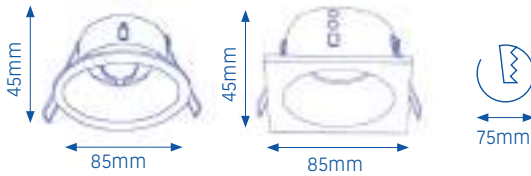
**Empotrables sin tecnología**  
 Recessed spotlights without technology  
 Spots encastrés sans technologie



Ref. 01-302-01-000



Ref. 00-302-01-000



# Alhambra



**Fijo con diseño antideslumbramiento.**  
**Material: Aluminio.**  
**Bombilla reemplazable por la parte delantera.**

Fixed with anti glare design.  
 Material: Aluminium. Front replace bulb.

Fixe avec design anti-reflet  
 Matière: Aluminium. Remplacer ampoule à l'avant.



Ref.	Forma Shape Forme	Acabado Finish Couleur	Portalámparas Lampholder Douille	V	Hz	Bombilla incluida Bulb included Ampoule inclus	
01-302-01-000	Redondo Round Rond	Blanco Técnico Technical White Blanc Technique	GU10	220-240	50/60	No	1/80
00-302-01-000	Cuadrado Square Carré	Blanco Técnico Technical White Blanc Technique	GU10	220-240	50/60	No	1/80

# Alhambra I



Ref. 01-402-01-888



**Fijo. Material: Aluminio.**  
**Bombilla reemplazable por la parte delantera.**

Fixed. Material: Aluminium.  
Front replace bulb.

Fixe. Matière: Aluminium.  
Remplacer ampoule à l'avant.



Ref. AR-402-01-000



83mm



Ref. AR-402-00-002



84mm



Accesorio Accessory Accessoire	Forma Shape Forme	Acabado Finish Couleur	
AR-402-01-000	Redondo/Round/Rond	Blanco Tec./White Tec./Blanc Tec.	1/200
AR-402-00-000	Cuadrado/Square/Carré	Blanco Tec./White Tec./Blanc Tec.	1/200
AR-402-01-002	Redondo/Round/Rond	Níquel Sat./Nickel Sat./Nickel Sat.	1/200
AR-402-00-002	Cuadrado/Square/Carré	Níquel Sat./Nickel Sat./Nickel Sat.	1/200



Ref.	Forma Shape Forme	Acabado Finish Couleur	Portalámparas Lampholder Douille	V	Hz	Bombilla Bulb Ampoule	
01-402-01-888	Redondo Round Rond	Blanco Técnico Technical White Blanc Technique	GU10	220-240	50/60	No	1/100

**Empotrables sin tecnología**  
 Recessed spotlights without technology  
 Spots encastrés sans technologie

# Helium



Ref. 01-010-00-003



Ref. 01-010-00-000



Ref. 01-010-00-115



Ref. 01-010-80-180



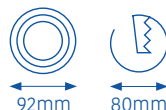
Ref. 01-010-00-006



**Basculante Material: Aluminio.**  
**Bombilla reemplazable por la parte delantera.**

Tilting. Material: Aluminium.  
 Front replace bulb.

Orientable. Matière: Aluminium.  
 Remplacer ampoule à l'avant.



Ref.	Acabado Finish Couleur	Portalámparas Lampholder Douille	V	Hz	Bombilla Bulb Ampoule	
01-010-00-003	Inox	GU10	220-240	50/60	No	1/100
01-010-00-000	Blanco Técnico Technical White Blanc Technique	GU10	220-240	50/60	No	1/100
01-010-00-115	Inox/Wengué	GU10	220-240	50/60	No	1/100
01-010-80-180	Negro Técnico Technical Black Noir Technique	GU10	220-240	50/60	No	1/100
01-010-00-006	Oro Viejo Antique Brass Laiton Antique	GU10	220-240	50/60	No	1/100



**Empotrables sin tecnología**  
Recessed spotlights without technology  
Spots encastrés sans technologie

# Helium



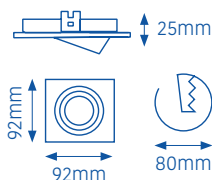
**Basculante Material: Aluminio.**  
**Bombilla reemplazable por la parte delantera.**

Tilting. Material: Aluminium.

Front replace bulb.

Orientable. Matière: Aluminium.

Remplacer ampoule à l'avant.



Ref. 03-060-00-000



Ref. 03-061-00-003



Ref. 03-061-00-115



Ref. 03-061-80-180



Ref. 03-061-00-007



Ref. 03-061-00-006



Ref.	Acabado Finish Couleur	Portalámparas Lampholder Douille	V	Hz	Bombilla Bulb Ampoule	
03-060-00-000	Blanco Técnico Technical White Blanc Technique	GU10	220-240	50/60	No	1/100
03-061-00-003	Inox	GU10	220-240	50/60	No	1/100
03-061-00-115	Inox/Wengué	GU10	220-240	50/60	No	1/100
03-061-80-180	Negro Técnico Technical Black Noir Technique	GU10	220-240	50/60	No	1/100
03-061-00-007	Inox/Cobre Inox/Anodised Copper Inox/cuivre Anodisé	GU10	220-240	50/60	No	1/100
03-061-00-006	Oro Viejo Antique Brass Laiton Antique	GU10	220-240	50/60	No	1/100

**Empotrables sin tecnología**  
Recessed spotlights without technology  
Spots encastrés sans technologie



Ref. 03-062-00-003



Ref. 03-062-00-000



Ref. 03-062-80-180



Ref. 03-062-00-115

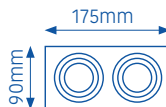
# Helium



**Basculante Material: Aluminio.**  
**Bombilla reemplazable por la parte delantera.**

Tilting. Material: Aluminium.  
Front replace bulb.

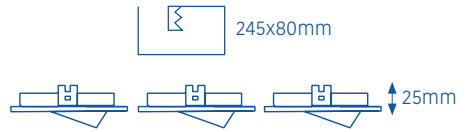
Orientable. Matière: Aluminium.  
Remplacer ampoule à l'avant.



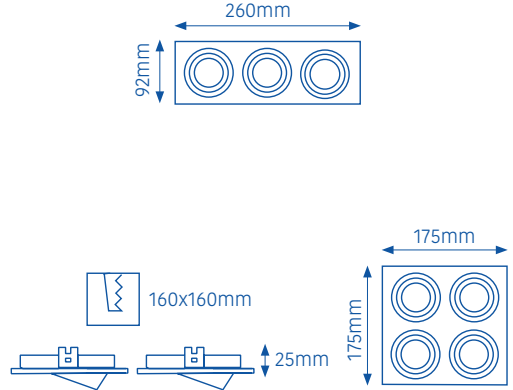
**Empotrables sin tecnología**  
 Recessed spotlights without technology  
 Spots encastrés sans technologie



Ref. 03-063-00-115



Ref. 03-064-00-115



Ref.	Acabado Finish Couleur	Nº de luces Nº Lights Nº Lumières	Portalámparas incluido Lampholder included Douille inclus	V	Hz	
03-062-00-000	Blanco Técnico Technical White Blanc Technique	2	GU10	220-240	50/60	1/20
03-062-00-003	Inox	2	GU10	220-240	50/60	1/20
03-062-00-115	Inox/Wengué	2	GU10	220-240	50/60	1/20
03-062-80-180	Negro Técnico Technical Black Noir Technique	2	GU10	220-240	50/60	1/20
03-063-00-115	Inox/Wengué	3	GU10	220-240	50/60	1/30
03-064-00-003	Inox	4	GU10	220-240	50/60	1/30
03-064-00-115	Inox/Wengué	4	GU10	220-240	50/60	1/30

**Empotrables sin tecnología**  
 Recessed spotlights without technology  
 Spots encastrés sans technologie

# Tecno



Ref. 03-031-00-003



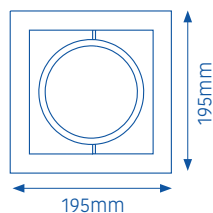
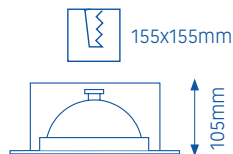
Ref. 03-031-00-000




**Basculante para bombilla QR111. Material: Aluminio.**  
**Bombilla reemplazable por la parte delantera.**

Tilting for QR111 lamp. Material: Aluminium.  
 Front replace bulb.

Orientable pour QR111. Matière: Aluminium.  
 Remplacer ampoule à l'avant.



Ref.	Acabado Finish Couleur	Portalámparas Lampholder Douille	V	Hz	Bombilla incluida Bulb included Ampoule inclus	
03-031-00-003	Acero Steel Acier	GU10	220-240	50/60	No	1/20
03-031-00-000	Blanco Técnico Technical White Blanc Technique	GU10	220-240	50/60	No	1/20



# Tecno



**Basculante para bombilla QR111. Material: Aluminio. Bombilla reemplazable por la parte delantera.**

Tilting for QR111 lamp. Material: Aluminium. Front replace bulb.

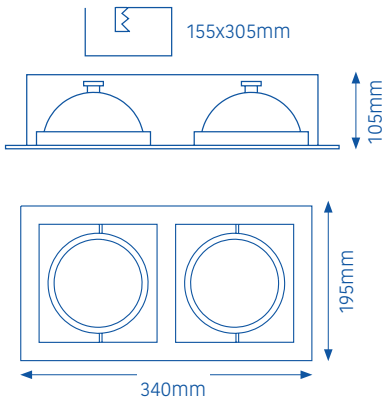
Orientable pour QR111. Matière: Aluminium. Remplacer ampoule à l'avant.



Ref. 03-032-00-003



Ref. 03-032-00-000



Ref.	Acabado Finish Couleur	Portalámparas Lampholder Douille	V	Hz	Bombilla incluida Bulb included Ampoule inclus	
03-032-00-003	Acero Steel Acier	GU10	220-240	50/60	No	1/20
03-032-00-000	Blanco Técnico Technical White Blanc Technique	GU10	220-240	50/60	No	1/20

**Empotrables sin tecnología**  
 Recessed spotlights without technology  
 Spots encastrés sans technologie

# Akrah



Ref. 01-121-00-100



Ref. 01-121-00-180



Ref. 03-121-00-100



Ref. 03-121-00-180



Ref. 03-122-00-100



Ref. 03-122-00-180



**Basculante con diseño antideslumbramiento**  
**Material: Aluminio.**  
**Bombilla reemplazable por la parte delantera.**

Tilting with anti glare design.  
 Material: Aluminium. Front replace bulb.  
 Orientable avec design anti-reflet Matière: Aluminium.  
 Remplacer ampoule à l'avant.



90mm



90mm



170x90mm



Ø100mm



100mm



185x100mm



Ref.	Forma Shape Forme	Acabado Finish Couleur	Portalámparas Lampholder Douille	V	Hz	Bombilla incluida Bulb included Ampoule inclus	
01-121-00-100	Redondo Round Rond	Blanco Técnico Technical White Blanc Technique	GU10	220-240	50/60	No	1/100
01-121-00-180	Redondo Round Rond	Negro Técnico Technical Black Noir Technique	GU10	220-240	50/60	No	1/100
03-121-00-100	Cuadrado Square Carré	Blanco Técnico Technical White Blanc Technique	GU10	220-240	50/60	No	1/50
03-121-00-180	Cuadrado Square Carré	Negro Técnico Technical Black Noir Technique	GU10	220-240	50/60	No	1/50
03-122-00-100	Rectangular Rectangulaire	Blanco Técnico Technical White Blanc Technique	GU10	220-240	50/60	No	1/100
03-122-00-180	Rectangular Rectangulaire	Negro Técnico Technical Black Noir Technique	GU10	220-240	50/60	No	1/100

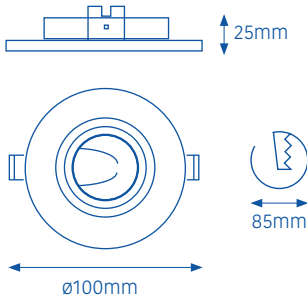
# Helium plus



**Basculante Material: Aluminio.**  
**Bombilla reemplazable por la parte delantera.**

Tilting. Material: Aluminium.  
 Front replace bulb.

Orientable. Matière: Aluminium.  
 Remplacer ampoule à l'avant.




Ref. 01-100-00-000



Ref. 01-100-00-003



Ref.	Forma Shape Forme	Acabado Finish Couleur	Portalámparas Lampholder Douille	V	Hz	Bombilla incluida Bulb included Ampoule inclus	
01-121-00-100	Redondo Round Rond	Blanco Técnico Technical White Blanc Technique	GU10	220-240	50/60	No	1/80
01-121-00-180	Redondo Round Rond	Inox	GU10	220-240	50/60	No	1/80

**Empotrables sin tecnología**  
 Recessed spotlights without technology  
 Spots encastrés sans technologie

# Iceberg



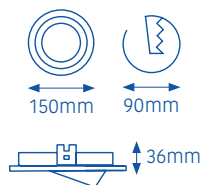
**Basculante Material: Aluminio y cristal.**  
**Bombilla reemplazable por la parte delantera.**

Tilting. Material: Aluminium & glass.  
 Front replace bulb.

Orientable. Matière: Aluminium et verre.  
 Remplacer ampoule à l'avant.



Ref. 01-010-03-100




Ref.	Forma Shape Forme	Acabado Finish Couleur	W	K	Lm	Portalámparas Lampholder Douille	Bombilla Bulb Ampoule	Clase Class Classe
01-010-03-100	Round/Rond	Aluminium	2,4	6000	150	GU10&G5.3	No	II/III
01-010-15-100	Round/Rond	Black/Noir	2,4	6000	150	GU10&G5.3	No	II/III
01-010-00-100	Round/Rond	White/Blanc	2,4	6000	150	GU10&G5.3	No	II/III
01-010-03-120	Round/Rond	Aluminium	2,4	Blue Led	150	GU10&G5.3	No	II/III
01-010-15-120	Round/Rond	Black/Noir	2,4	Blue Led	150	GU10&G5.3	No	II/III
01-010-00-120	Round/Rond	White/Blanc	2,4	Blue Led	150	GU10&G5.3	No	II/III
01-310-03-100	Round/Rond	Aluminium	2,4	3000	150	GU10&G5.3	No	II/III
01-310-15-100	Round/Rond	Black/Noir	2,4	3000	150	GU10&G5.3	No	II/III
01-310-00-100	Round/Rond	White/Blanc	2,4	3000	150	GU10&G5.3	No	II/III

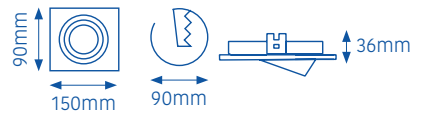
**Empotrables sin tecnología**  
 Recessed spotlights without technology  
 Spots encastrés sans technologie



Ref. 00-061-03-100



Ref. 00-010-03-120



Ref.	Forma Shape Forme	Acabado Finish Couleur	W	K	Lm	Portalámparas Lampholder Douille	Bombilla Bulb Ampoule	Clase Class Classe
00-061-03-100	Square/Carré	Aluminium	2,4	6000	150	GU10&G5.3	No	II/III
00-061-15-100	Square/Carré	Black/Noir	2,4	6000	150	GU10&G5.3	No	II/III
00-061-00-100	Square/Carré	White/Blanc	2,4	6000	150	GU10&G5.3	No	II/III
00-061-03-120	Square/Carré	Aluminium	2,4	Blue Led	150	GU10&G5.3	No	II/III
00-061-15-120	Square/Carré	Black/Noir	2,4	Blue Led	150	GU10&G5.3	No	II/III
00-061-00-120	Square/Carré	White/Blanc	2,4	Blue Led	150	GU10&G5.3	No	II/III
00-361-03-100	Square/Carré	Aluminium	2,4	3000	150	GU10&G5.3	No	II/III
00-361-15-100	Square/Carré	Black/Noir	2,4	3000	150	GU10&G5.3	No	II/III
00-361-00-100	Square/Carré	White/Blanc	2,4	3000	150	GU10&G5.3	No	II/III
00-010-03-100	Round/Rond	Aluminium	2,4	6000	150	GU10&G5.3	No	II/III
00-010-15-100	Round/Rond	Black/Noir	2,4	6000	150	GU10&G5.3	No	II/III
00-010-00-100	Round/Rond	White/Blanc	2,4	6000	150	GU10&G5.3	No	II/III
00-010-03-120	Round/Rond	Aluminium	2,4	Blue Led	150	GU10&G5.3	No	II/III
00-010-15-120	Round/Rond	Black/Noir	2,4	Blue Led	150	GU10&G5.3	No	II/III
00-010-00-120	Round/Rond	White/Blanc	2,4	Blue Led	150	GU10&G5.3	No	II/III
00-310-03-100	Round/Rond	Aluminium	2,4	3000	150	GU10&G5.3	No	II/III
00-310-15-100	Round/Rond	Black/Noir	2,4	3000	150	GU10&G5.3	No	II/III
00-310-00-100	Round/Rond	White/Blanc	2,4	3000	150	GU10&G5.3	No	II/III

# Aret



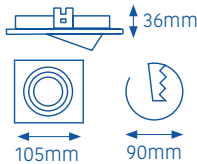
**Basculante Material: Inyección de zamak.**  
**Bombilla reemplazable por la parte delantera.**

Tilting. Material: Zamak injection.  
 Front replace bulb.

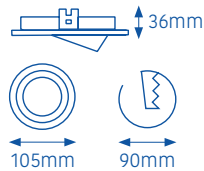
Orientable. Matière: Zamak injection.  
 Remplacer ampoule à l'avant.



Ref. 01-170-03-120



Ref. 01-070-03-100



Ref.	Forma Shape Forme	W	K	Lm	Portalámparas Lampholder Douille	Bombilla Bulb Ampoule	Clase Class Classe
01-070-03-100	Round/Rond	2,4	6000	150	GU10&G5.3	No	II/III
01-070-03-120	Round/Rond	2,4	Blue Led	150	GU10&G5.3	No	II/III
01-071-03-100	Round/Rond	2,4	3000	150	GU10&G5.3	No	II/III
00-170-03-100	Square/Carré	2,4	6000	150	GU10&G5.3	No	II/III
00-170-03-120	Square/Carré	2,4	Blue Led	150	GU10&G5.3	No	II/III
00-171-03-100	Square/Carré	2,4	3000	150	GU10&G5.3	No	II/III



**Empotrables sin tecnología**  
 Recessed spotlights without technology  
 Spots encastrés sans technologie

# Snowman



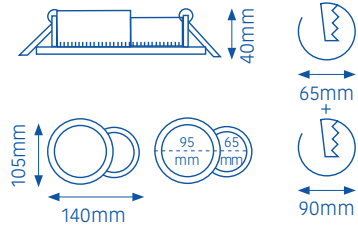
**Basculante Material: Inyección de zamak.**  
**Bombilla reemplazable por la parte delantera.**

Tilting. Material: Zamak injection.  
 Front replace bulb.

Orientable. Matière: Zamak injection.  
 Remplacer ampoule à l'avant.



Ref. 01-404-00-100



Ref.	Forma Shape Forme	W	K	Lm	Portalámparas Lampholder Douille	Bombilla Bulb Ampoule	Clase Class Classe	Driver
01-404-00-100	Round/Rond	3	6000	240	GU10&G5.3	No	II/III	Eaglerise
01-404-00-181	Round/Rond	3	6000	240	GU10&G5.3	No	II/III	Eaglerise
01-484-00-100	Round/Rond	3	3000	240	GU10&G5.3	No	II/III	Eaglerise
01-484-00-181	Round/Rond	3	3000	240	GU10&G5.3	No	II/III	Eaglerise









## LUMINARIAS DE SUPERFICIE SIN TECNOLOGÍA

SURFACE MOUNTED LUMINAIRES  
WITHOUT TECHNOLOGY

PLAFONNIERS SANS TECHNOLOGIE

**Luminarias de superficie sin tecnología**  
 Surface mounted luminaires without technology  
 Plafonniers sans technologie

**Ari**




Ref. 93-553-01-000

Ref. 93-553-01-008

**Fijo. Material: Aluminio.**  
**Bombilla reemplazable por la parte delantera.**

Fixed. Material: Aluminium.  
 Front replace bulb.

Fixe. Matière: Aluminium.  
 Remplacer ampoule à l'avant.



Ref.	Acabado Finish Couleur	Portalámparas Lampholder Douille	V	Hz	Bombilla Bulb Ampoule	
93-553-01-000	Blanco Texturizado Textured White Blanc Texturé	GU10	220-240	50/60	No	1/20
93-553-01-008	Negro Texturizado+Oro Mate Textured Black+Matt Gold Noir Texturé+Doré Mat	GU10	220-240	50/60	No	1/20

# Fred



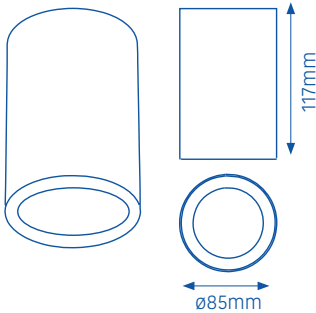
**Fijo. Material: Aluminio.**  
**Bombilla reemplazable por la parte delantera.**

Fixed. Material: Aluminium.  
 Front replace bulb.

Fixe. Matière: Aluminium.  
 Remplacer ampoule à l'avant.



Ref. 43-851-01-000



Ref. 43-851-01-008



Ref.	Acabado Finish Couleur	Portalámparas Lampholder Douille	V	Hz	Bombilla Bulb Ampoule	
43-851-01-000	Blanco Técnico Technical White Blanc Technique	GU10	220-240	50/60	No	1/30
43-851-01-008	Negro Técnico Technical Black Noir Technique	GU10	220-240	50/60	No	1/30

**Luminarias de superficie sin tecnología**  
 Surface mounted luminaires without technology  
 Plafonniers sans technologie

# Sira



Ref. 43-115-01-000



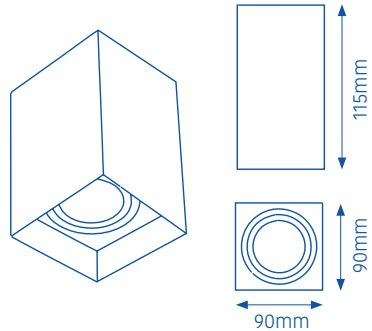
Ref. 43-115-01-008




**Basculante. Material: Aluminio.**  
**Bombilla reemplazable por la parte delantera.**

Tilting. Material: Aluminium.  
 Front replace bulb.

Orientable. Matière: Aluminium.  
 Remplacer ampoule à l'avant.



Ref.	Acabado Finish Couleur	Portalámparas Lampholder Douille	V	Hz	Bombilla Bulb Ampoule	
43-115-01-000	Blanco Texturizado Textured White Blanc Texturé	GU10	220-240	50/60	No	1/30
43-115-01-008	Negro Texturizado Textured Black Noir Texturé	GU10	220-240	50/60	No	1/30

# Clark



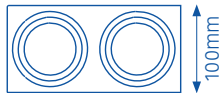
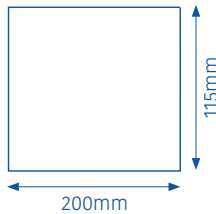
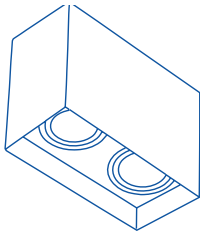
**Basculante. Material: Aluminio.  
Bombilla reemplazable por la parte delantera.**

Tilting. Material: Aluminium.  
Front replace bulb.

Orientable. Matière: Aluminium.  
Remplacer ampoule à l'avant.



Ref. 43-210-02-000



Ref. 43-210-02-008



Ref.	Acabado Finish Couleur	Portalámparas Lampholder Douille	V	Hz	Bombilla Bulb Ampoule	
43-210-02-000	Blanco Texturizado Textured White Blanc Texturé	GU10	220-240	50/60	No	1/10
43-210-02-008	Negro Texturizado Textured Black Noir Texturé	GU10	220-240	50/60	No	1/10

**Luminarias de superficie sin tecnología**  
 Surface mounted luminaires without technology  
 Plafonniers sans technologie

# Neil



Ref. 43-685-01-000



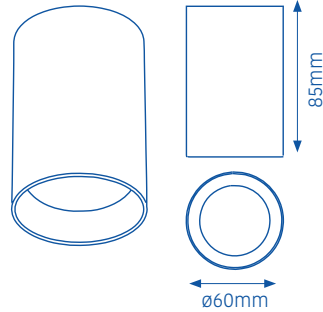
**Fijo. Material: Aluminio.**  
**Bombilla reemplazable por la parte delantera.**


Fixed. Material: Aluminium.  
 Front replace bulb.

Fixe. Matière: Aluminium.  
 Remplacer ampoule à l'avant.



Ref. 43-685-01-008



Ref.	Acabado Finish Couleur	Portalámparas Lampholder Douille	V	Hz	Bombilla Bulb Ampoule	
43-685-01-000	Blanco Texturizado Textured White Blanc Texturé	GU10	220-240	50/60	No	1/60
43-685-01-008	Negro Texturizado+Oro Mate Textured Black+Matt Gold Noir Texturé+Doré Mat	GU10	220-240	50/60	No	1/60



# Flin



**Fijo. Material: Aluminio.  
 Bombilla reemplazable por la parte delantera.**

Fixed. Material: Aluminium.

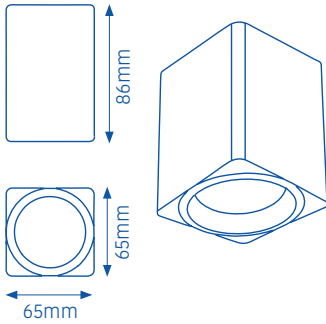
Front replace bulb.

Fixe. Matière: Aluminium.

Remplacer ampoule à l'avant.



Ref. 43-656-01-000



Ref. 43-656-01-008



Ref.	Acabado Finish Couleur	Portalámparas Lampholder Douille	V	Hz	Bombilla Bulb Ampoule	
43-656-01-000	Blanco Texturizado Textured White Blanc Texturé	GU10	220-240	50/60	No	1/60
43-656-01-008	Negro Técnico Technical Black Noir Technique	GU10	220-240	50/60	No	1/60



A modern living room with a white wall and ceiling featuring recessed LED downlights. The room includes a dark wood and white modular shelving unit, a white armchair, a round coffee table, and a large window overlooking a cityscape.

## **DOWNLIGHTS LED EMPOTRABLES**

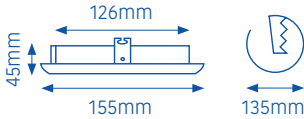

**RECESSED LED DOWNLIGHTS**

**ENCASTRÉ LED DOWNLIGHTS**

## Downlights LED empotrables

Recessed LED downlights  
Encastré LED downlights

# Serie 25-10W



**Material: Zamak y acrílico.**

Material: Zamak & acrylic.

Matière: Zamak et acrylique.

### Acabados

Finishes  
Couleur

**Blanco RAL 9016**

White RAL 9016  
Blanc RAL 9016

06

**Níquel Satinado**

Satin Nickel  
Nickel Satiné

42

**Cromo Mate**

Matt Chrome  
Chrome Mat

72

Driver	Marca Brand	Dimm	Garantía Guarantee Garantie	PF
-	AA, SPAIN	NO	5	>0,9
TCl	TCl	NO	7	> 0,95
DIMM	TCl	1-10V/PUSH	7	> 0,95
DALI	TCl	DALI	7	> 0,95

K	CCT (K)	Chip lm
621	3000	900 (90 lm/W)
620	4000	1000 (100 lm/W)
626	6000	1100 (110 lm/W)



LED CHIP: EDISON SMD 5630 ; CRI > 80 / 36.000 hours ; sSDCM

Serie Serie Série	K	Acabado Finish Couleur	Driver	W	V	Hz	mA	o		
L25110	<input type="checkbox"/>	<input type="checkbox"/>	-	<input type="checkbox"/>	10	220-240	50/60	300	120	1/24

### Accesorios Emergencia KIT Pag. 141

Accessories. Accessoires. Emergency KIT

Ref.	Marca Brand	Hora Hour Heure
KE-1H-7W-TCl	TCl	1
KE-3H-7W-TCl	TCl	3

ALTA EFICIENCIA  
HIGH EFFICIENCY  
HAUTE EFFICACITÉ

Downlights LED empotrables  
Recessed LED downlights  
Encastré LED downlights

# Serie 25-10W/25-13W



**Material: Zamak y acrílico.**

Material: Zamak & acrylic.

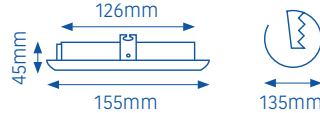
Matière: Zamak et acrylique.



## Acabados

Finishes  
Couleur

- 06** Blanco RAL 9016  
White RAL 9016  
Blanc RAL 9016
- 42** Níquel Satinado  
Satin Nickel  
Nickel Satiné
- 72** Cromo Mate  
Matt Chrome  
Chrome Mat



K	CCT (K)	Chip lm L25110	Chip lm L25113	Driver	Marca Brand	Dimm	Garantía Guarantee	PF
621	3000	1516 (157 lm/W)	2033 (148 lm/W)	TCI-HP	TCI	NO	10	>0,95
620	4000	1595 (165 lm/W)	2140 (155 lm/W)	HP-DIMM	TCI	1-10V/PUSH	10	>0,95
625	5000	1618 (167 lm/W)	2170 (158 lm/W)	HP-DALI	TCI	DALI	10	>0,95



LED CHIP: SAMSUNG SMD 5630 CRI > 80 - L80/B20 80.000 hours ; 3SDCM

Serie Serie Série	K	Acabado Finish Couleur	Driver	W	V	Hz	mA	o	
L25110	<input type="checkbox"/>	<input type="checkbox"/>	<input type="checkbox"/>	9,7	220-240	50/60	500	120	1/24
L25113	<input type="checkbox"/>	<input type="checkbox"/>	<input type="checkbox"/>	13,8	220-240	50/60	700	120	1/24

## Accesorios Emergencia KIT Pag. 141

Accesorios. Accessoires. Emergency KIT

Ref.	Marca Brand	Hora Hour Heure
KE-1H-7W-TCI	TCI	1
KE-3H-7W-TCI	TCI	3

## Downlights LED empotrables

Recessed LED downlights

Encastré LED downlights

# Serie 00-20W



EDISON



LED CHIP



LED DRIVER



LED DRIVER



**Material: Zamak y acrílico.**

Material: Zamak & acrylic.

Matière: Zamak et acrylique.

**Blanco RAL 9016**

White RAL 9016  
Blanc RAL 9016

06

**Oro**  
Gold  
Doré

08

**Oro Viejo**

Antique Brass  
Laiton Antique

19

**Cromo**  
Chrome  
Chrome

22

**Níquel Satinado**

Satin Nickel  
Nickel Satiné

42

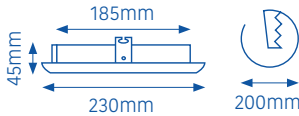
**Oro Mate**  
Matt Gold  
Doré Mat

68

**Cromo Mate**

Matt Chrome  
Chrome Mat

72



Driver	Marca Brand	Dimm	Garantía Guarantee Garantie	PF
-	A.A. SPAIN	NO	5	>0,9
TCI	TCI	NO	7	>0,95
DIMM	TCI	1-10V/PUSH	7	>0,95
DALI	TCI	DALI	7	>0,95

K	CCT (K)	Chip lm
621	3000	2100 (105 lm/W)
620	4000	2200 (110 lm/W)
626	6000	2300 (115 lm/W)



LED CHIP: EDISON SMD 5630 ; CRI > 80 / 36.000 hours ; S5DCM

Serie Serie Série	K	Acabado Finish Couleur	Driver	W	V	Hz	mA	o				
L00122	<input type="checkbox"/>	<input type="checkbox"/>	-	<input type="checkbox"/>	-	<input type="checkbox"/>	20	220-240	50/60	600*	120	1/9

\*Excepto para driver TCI que es 500mA.

\*Except for driver - TCI which is 500 mA.

\*Sauf pour ledriver - TCI qui est 500mA.

**Accesorios Emergencia KIT Pag. 141**  
Accessories. Accessoires. Emergency KIT

Ref.	Marca Brand	Hora Hour Heure
KE-1H-7W-TCI	TCI	1
KE-3H-7W-TCI	TCI	3

ALTA EFICIENCIA  
HIGH EFFICIENCY  
HAUTE EFFICACITÉ

Downlights LED empotrables  
Recessed LED downlights  
Encastré LED downlights

# Serie 00-20W/00-26W



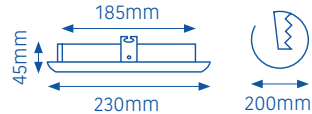
**Material: Zamak y acrílico.**

Material: Zamak & acrylic.

Matière: Zamak et acrylique.



- |           |  |           |   |
|-----------|--|-----------|---|
| <b>06</b> | <b>Blanco RAL 9016</b><br>White RAL 9016<br>Blanc RAL 9016 | <b>42</b> | <b>Níquel Satinado</b><br>Satin Nickel<br>Nickel Satiné |
| <b>08</b> | <b>Oro</b><br>Gold<br>Doré                                 | <b>68</b> | <b>Oro Mate</b><br>Matt Gold<br>Doré Mat                |
| <b>19</b> | <b>Oro Viejo</b><br>Antique Brass<br>Laiton Antique        | <b>72</b> | <b>Cromo Mate</b><br>Matt Chrome<br>Chrome Mat          |
| <b>22</b> | <b>Cromo</b><br>Chrome<br>Chrome                           |           |   |



K	CCT (K)	Chip lm L00122	Chip lm L00128
621	3000	2792 (155 lm/W)	3744 (146 lm/W)
620	4000	2943 (163 lm/W)	3948 (154 lm/W)
625	5000	2987 (165 lm/W)	4006 (156 lm/W)

Driver	Marca Brand	Dimm	Garantía Guarantee	PF
TCI-HP	TCI	NO	10	>0,95
HP-DIMM	TCI	1-10V/PUSH	10	>0,95
HP-DALI	TCI	DALI	10	>0,95



LED CHIP: SAMSUNG SMD 5630 CRI > 80 - L80/B20 / 80.000 hours ; 3SDCM

Serie Serie Série	K	Acabado Finish Couleur	Driver	W	V	Hz	mA	o	
L00122				18,1	220-240	50/60	500	120	1/9
L00128				25,7	220-240	50/60	700	120	1/9

**Accesorios Emergencia KIT Pag. 141**

Accessoirs. Accessoires. Emergency KIT

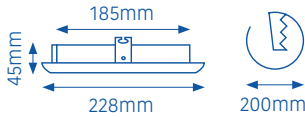
Ref.	Marca Brand	Hora Hour
KE-1H-7W-TCI	TCI	1
KE-3H-7W-TCI	TCI	3

## Downlights LED empotrables

Recessed LED downlights

Encastré LED downlights

# Serie 51-20W



**Material: Zamak y acrílico.**

Material: Zamak & acrylic.

Matière: Zamak et acrylique.

## Acabados

Finishes  
Couleur

**Blanco RAL 9016**

White RAL 9016

Blanc RAL 9016

06

**Níquel Satinado**

Satin Nickel

Nickel Satiné

42

**Cromo Mate**

Matt Chrome

Chrome Mat

72

Driver	Marca Brand	Dimm	Garantía Guarantee Garantie	PF
-	A.A. SPAIN	NO	5	0,9
TCl	TCl	NO	7	0,95
DIMM	TCl	1-10V/PUSH	7	0,95
DALI	TCl	DALI	7	0,95

K	CCT (K)	Chip lm
621	3000	2100 (105 lm/W)
620	4000	2200 (110 lm/W)
626	6000	2300 (115 lm/W)



LED CHIP: EDISON SMD 5630 ; CRI > 80 / 36.000 hours

Serie Serie Série	K	Acabado Finish Couleur	Driver	W	V	Hz	mA	o		
L51122	<input type="checkbox"/>	<input type="checkbox"/>	-	<input type="checkbox"/>	20	220-240	50/60	600*	120	1/9

\*Excepto para driver TCl que es 500mA.

\*Except for driver - TCl which is 500 mA.

\*Sauf pour ledriver - TCl qui est 500mA.

**Accesorios Emergencia KIT Pag. 141**  
Accessories. Accessoires. Emergency KIT

Ref.	Marca Brand	Hora Hour Heure
KE-1H-7W-TCl	TCl	1
KE-3H-7W-TCl	TCl	3



HIGH EFFICIENCY  
HAUTE EFFICACITÉ  
ALTA EFICIENCIA

Downlights LED empotrables  
Recessed LED downlights  
Encastré LED downlights

# Serie 51-20W/51-26W



**Material: Zamak y acrílico.**

Material: Zamak & acrylic.

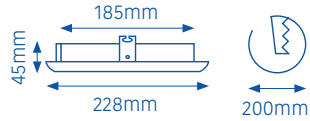
Matière: Zamak et acrylique.



## Acabados

Finishes  
Couleur

- 06** Blanco RAL 9016  
White RAL 9016  
Blanc RAL 9016
- 42** Níquel Satinado  
Satin Nickel  
Nickel Satiné
- 72** Cromo Mate  
Matt Chrome  
Chrome Mat



K	CCT (K)	Chip lm L51122	Chip lm L51128	Driver	Marca Brand	Dimm	Garantía Guarantee Garantie	PF
621	3000	2792 (155 lm/W)	3744 (146 lm/W)	TCI-HP	TCI	NO	10	0,95
620	4000	2943 (163 lm/W)	3948 (154 lm/W)	HP-DIMM	TCI	1-10V/PUSH	10	0,95
625	5000	2987 (165 lm/W)	4006 (156 lm/W)	HP-DALI	TCI	DALI	10	0,95



LED CHIP: SAMSUNG SMD 5630 CRI > 80 - L80/B20 / 80.000 hours; 3SDCM;

Serie Serie Série	K	Acabado Finish Couleur	Driver	W	V	Hz	mA	o	
L51122	<input type="checkbox"/>	<input type="checkbox"/>	<input type="checkbox"/>	18,1	220-240	50/60	500	120	1/9
L51128	<input type="checkbox"/>	<input type="checkbox"/>	<input type="checkbox"/>	25,7	220-240	50/60	700	120	1/9

### Accesorios Emergencia KIT Pag. 141

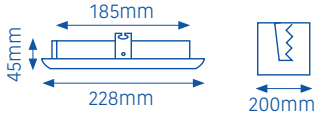
Accessoirs. Accessoires. Emergency KIT

Ref.	Marca Brand	Hora Hour Heure
KE-1H-7W-TCI	TCI	1
KE-3H-7W-TCI	TCI	3

## Downlights LED empotrables

Recessed LED downlights

Encastré LED downlights



# Serie 56-20W



**Material: Zamak y acrílico.**

Material: Zamak & acrylic.

Matière: Zamak et acrylique.

## Acabados

Finishes  
Couleur

**Blanco RAL 9016**

White RAL 9016

Blanc RAL 9016

06

**Níquel Satinado**

Satin Nickel

Nickel Satiné

42

**Cromo Mate**

Matt Chrome

Chrome Mat

72

Driver	Marca Brand	Dimm	Garantía Guarantee Garantie	PF
-	AA_SPAIN	NO	5	0,9
TCl	TCl	NO	7	0,95
DIMM	TCl	1-10V / PUSH	7	0,95
DALI	TCl	DALI	7	0,95

K	CCT (K)	Chip lm
621	3000	2100 (105 lm/W)
620	4000	2200 (110 lm/W)
626	6000	2300 (115 lm/W)



LED CHIP: EDISON SMD 5630 ; CRI > 80 / 36.000 hours ; 5SDCM

Serie Série	K	Acabado Finish Couleur	Driver	W	V	Hz	mA	o	
L56122				20	220-240	50/60	600*	120º	1/5

\*Excepto para driver TCl que es 500mA.

\*Except for driver - TCl which is 500 mA.

\*Sauf pour ledriver - TCl qui est 500mA.

# Soner

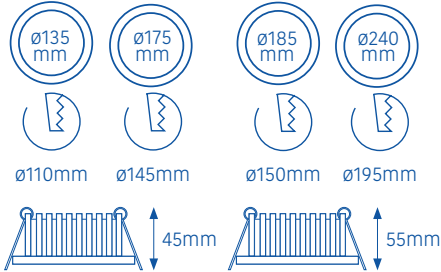


## Material: Aluminio y PMMA.

Material: Aluminium & PMMA.

Matière: Aluminium et PMMA.

Ref. 02-415 Ref. 02-515 Ref. 02-615 Ref. 02-815



## Accesorios Emergencia KIT Pag. 141

Accesorios. Accessoires. Emergency KIT

Ref.	Marca Brand	Hora Hour Heure
KE-1H-7W-TCI	TCI	1
KE-3H-7W-TCI	TCI	3



## Como funciona.

How it works.

Comment ça marche.



LED CHIP: SANAN SMD 5630 ; CRI > 80 ; 36.000 hours ; 15.000 ON/OFF; 4SDCM

Ref.	W	Acabado Finish Couleur	3CCT(k)	Lm	Pf	Ángulo apertura Beam Angle Angle d'ouverture	V	Hz	
02-415-15-400	15	Blanco White/Blanc	3000/4000/5500	1200/1305/1440	>0,5	120°	220-240	50/60	1/20
02-515-15-400	15	Blanco White/Blanc	3000/4000/5500	1200/1305/1440	>0,9	120°	220-240	50/60	1/20
02-615-20-400	20	Blanco White/Blanc	3000/4000/5500	1600/1760/1920	>0,9	120°	220-240	50/60	1/20
02-815-20-400	20	Blanco White/Blanc	3000/4000/5500	1600/1760/1920	>0,9	120°	220-240	50/60	1/20
02-815-30-400	30	Blanco White/Blanc	3000/4000/5500	2425/2650/2890	>0,9	120°	220-240	50/60	1/20

\*\* Disponible con 1CCT bajo pedido de 500 unidades.

\*\* Available with only 1 CCT, MOQ, 500 pcs

\*\* Disponible avec seulement 1 CCT, MOQ, 500 pcs.

## Downlights LED empotrables

Recessed LED downlights

Encastré LED downlights

# Sol



Ref. 02-771-30-000



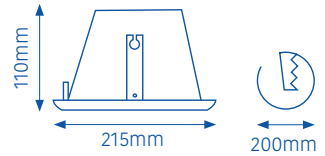
Ref. 02-771-30-301



**Material: Aluminio y PC.**

Material: Aluminium & PC.

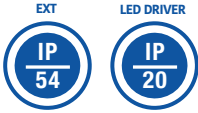
Matière: Aluminium et PC.



LED CHIP: EVERLIGHT SMD 2835 ; CRI > 80 ; 50.000 hours ; 15.000 ON/OFF

Ref.	W	Acabado Finish Couleur	CCT(k)	Lm	UGR	Pf	Ángulo apertura Beam Angle Angle d'ouverture	V	Hz	
02-771-30-301	30	Blanco+Inox White+inox Blanc+inox	3000	2700	<19	>0,95	90°	220-240	50/60	1/12
02-771-30-001	30	Blanco+Inox White+inox Blanc+inox	4000	2850	<19	>0,95	90°	220-240	50/60	1/12
02-771-30-571	30	Blanco+Inox White+inox Blanc+inox	6000	3000	<19	>0,95	90°	220-240	50/60	1/12
02-771-30-000	30	Blanco White Blanc	3000	2700	<22	>0,95	90°	220-240	50/60	1/12
02-771-30-300	30	Blanco White Blanc	4000	2850	<22	>0,95	90°	220-240	50/60	1/12
02-771-30-570	30	Blanco White Blanc	6000	3000	<22	>0,95	90°	220-240	50/60	1/12

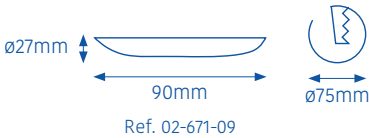
# Tango



**Material: Aluminio y PC.**

Material: Aluminium & PC.

Matière: Aluminium et PC.



Ref. 02-671-36-300



LED CHIP: EPISTAR SMD 2835 ; CRI > 80 ; 30,000 hours ; 20,000 ON/OFF

Ref.	W	Acabado Finish Couleur	CCT(k)	Lm	Pf	Ángulo apertura Beam Angle Angle d'ouverture	V	Hz	
02-671-09-300	9	Blanco White Blanc	3000	900	0,5	180º	220-240	50/60	1/60
02-671-09-400	9	Blanco White Blanc	4000	900	0,5	180º	220-240	50/60	1/60
02-671-09-600	9	Blanco White Blanc	6000	900	0,5	180º	220-240	50/60	1/60
02-671-36-300	36	Blanco White Blanc	3000	3600	0,5	180º	220-240	50/60	1/60
02-671-36-400	36	Blanco White Blanc	4000	3600	0,5	180º	220-240	50/60	1/60
02-671-36-600	36	Blanco White Blanc	6000	3600	0,5	180º	220-240	50/60	1/60

## Downlights LED empotrables

Recessed LED downlights

Encastré LED downlights

# Sirion



**Material: Aluminio.**

Material: Aluminium.

Matière: Aluminium.



LED CHIP: EPISTAR SMD 2835 ; CRI > 80 ; 30.000 hours ; 20.000 ON/OFF

Ref.	W	Acabado Finish Couleur	CCT(k)	Lm	Pf	Ángulo apertura Beam Angle Angle d'ouverture	V	Hz	
02-633-25-300	25	Blanco White Blanc	3000	1875	0,5	120°	85-265	50/60	1/20
02-633-25-400	25	Blanco White Blanc	4000	1875	0,5	120°	85-265	50/60	1/20
02-633-25-600	25	Blanco White Blanc	6000	1875	0,5	120°	85-265	50/60	1/20

# Levo



**Material: Aluminio.**

Material: Aluminium.

Matière: Aluminium.



**Accesorios Emergencia KIT Pag. 141**  
 Accessoires. Accessoires. Emergency KIT

Ref.	Marca Brand	Hora Hour Heure
KE-1H-7W-TCI	TCI	1
KE-3H-7W-TCI	TCI	3



LED CHIP: SANAN SMD 5630 ; CRI > 80 / 20.000 hours ; 15.000 ON/OFF; 4SDCM

Ref.	W	Acabado Finish Couleur	CCT(k)	Lm	Pf	Ángulo apertura Beam Angle Angle d'ouverture	V	Hz	
02-232-07-300	7	Blanco White Blanc	3000	630	>0,6	110°	220-240	50/60	1/50
02-232-07-400	7	Blanco White Blanc	4000	630	>0,6	110°	220-240	50/60	1/50
02-232-26-300	26	Blanco White Blanc	3000	2340	>0,9	110°	220-240	50/60	1/50
02-232-26-400	26	Blanco White Blanc	4000	2340	>0,9	110°	220-240	50/60	1/50

## Downlights LED empotrables

Recessed LED downlights

Encastré LED downlights

# Gave



**Material: Aluminio y PC.**

Material: Aluminium & PC.


Matière: Aluminium et PC.

## Instalaciones

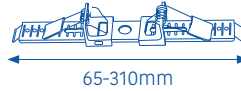
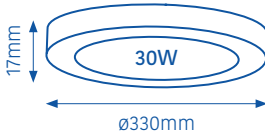
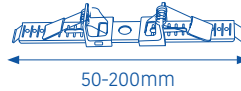
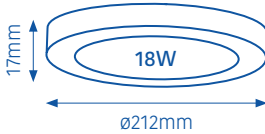
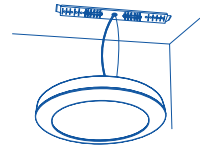
Installations

Installations


Empotrado / Recessed / Encastrée



Superficie / Surface / Surface



LED CHIP: EPISTAR SMD 2835 ; CRI > 80 ; 30.000 hours ; 20.000 ON/OFF

Ref.	W	Acabado Finish Couleur	3CCT(k)	Lm	Pf	Ángulo apertura Beam Angle Angle d'ouverture	V	Hz	
02-406-18-333	18	Blanco White Blanc	3000 4000 6000	2000	>0,5	120°	175-150	50/60	1/20
02-406-28-333	28	Blanco White Blanc	3000 4000 6000	2520	>0,5	120°	175-150	50/60	1/20



# Tekia



**Material: Aluminio y policarbonato**  
**Sensor PIR: inducción por infrarrojos.**

Material: aluminium and polycarbonate  
 PIR sensor: infrared induction  
 Aluminium frames in other finishes available

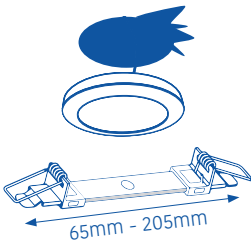
Matière: aluminium et polycarbonate  
 Capteur PIR: induction infrarouge  
 Cadres en aluminium dans d'autres finitions disponibles



## Instalaciones

Installations  
 Installations

Empotrado / Recessed / Encastrée

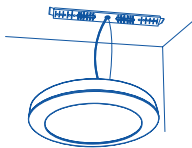


Ref. 02-943-18-ARO-PLATA



Ref. 02-943-18-ARO-NEGRO

Superficie / Surface / Surface



**Distancia detección**  
 Sensing distance  
 Distance détection

3,5/4 m.

**Ángulo detección**  
 Sensing angle  
 Angle détection

110°

**Duración sensor (seleccionable)**  
 Sensing duration (selectable)  
 Durée de détection (sélectionnable)

30/180sg.



LED CHIP: EPISTAR SMD 2835 ; 120 LED chips; CRI > 80 ; 30.000 hours; 15.000 ON/OFF

Ref.	W	Acabado Finish Couleur	3CCT(k)	Lm	Pf	Ángulo apertura Beam Angle Angle d'ouverture	V	Hz	
02-943-18-333	18	Blanco White Blanc	3000 4000 6500	1400 1500 1620	>0,5	110°	220-240	50/60	1/20

## Downlights LED empotrables

Recessed LED downlights

Encastré LED downlights

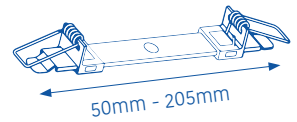

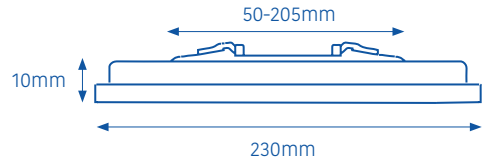
# Adato




**Material: Metal.**

Material: Metal.

Matière: Metal.



LED CHIP: SANAN SMD 2835 ; CRI > 80 ; 30.000 hours ; 20.000 ON/OFF

Ref.	W	Acabado Finish Couleur	CCT(k)	Lm	Pf	Ángulo apertura Beam Angle Angle d'ouverture	V	Hz	
02-445-20-300	20	Blanco White Blanc	3000	1600	>0,5	120°	175-250	50/60	1/20
02-445-20-400	20	Blanco White Blanc	4000	1900	>0,5	120°	175-250	50/60	1/20
02-445-20-600	20	Blanco White Blanc	6000	1900	>0,5	120°	175-250	50/60	1/20

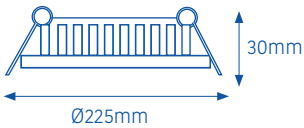
# Zen



**Material: Aluminio.**

Material: Aluminium.

Matière: Aluminium.



LED CHIP: EPISTAR SMD 2835 ; CRI > 80 ; 30,000 hours ; 20,000 ON/OFF

Ref.	W	Acabado Finish Couleur	CCT(k)	Lm	Pf	Ángulo apertura Beam Angle Angle d'ouverture	V	Hz	
02-368-32-300	30	Blanco White Blanc	3000	2400	0,5	120°	85-265	50/60	1/20

## Downlights LED empotrables

Recessed LED downlights

Encastré LED downlights

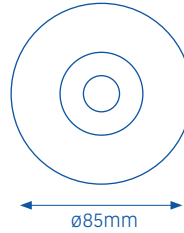
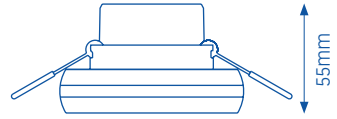
# Eve



Ref. 01-735-06-000



Ref. 01-735-06-180



LED CHIP: COB ; CRI > 80 ; 15.000 hours ; 10.000 ON/OFF

Ref.	W	Acabado Finish Couleur	CCT(k)	Lm	Pf	Ángulo apertura Beam Angle Angle d'ouverture	V	Hz	
01-735-06-000	7	Blanco White Blanc	4000	550	>0,5	24°	170-240	50/60	1/40
01-735-06-180	7	Negro Mate Matt Black Noir Mat	4000	550	>0,5	24°	170-240	50/60	1/40

# Wall Washer



**Material: Aluminio.**

Material: Aluminium.

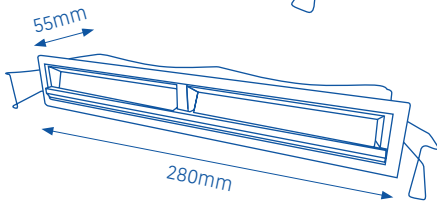
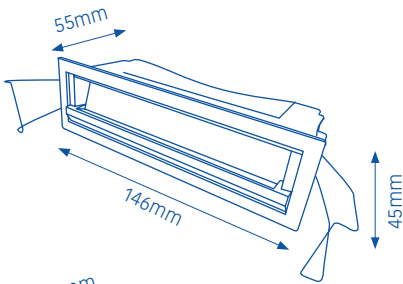
Matière: Aluminium.



Ref. 03-456-10-400



Ref. 03-456-20-400



LED CHIP: EPISTAR SMD 2835 ; CRI > 80 ; 5 0.000 hours ; 20,000 ON/OFF

Ref.	W	Acabado Finish Couleur	CCT(k)	Lm	Pf	Ángulo apertura Beam Angle Angle d'ouverture	V	Hz	
03-456-10-400	10	Blanco White Blanc	4000	700	0,9	60°	220-240	50/60	1/20
03-456-20-400	20	Blanco White Blanc	4000	1400	0,9	60°	220-240	50/60	1/20

## Downlights LED empotrables

Recessed LED downlights  
Encastré LED downlights

# Know



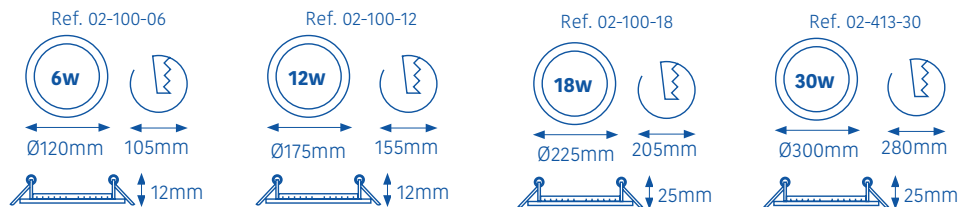
Ref. 02-100-18-400




**Material: Aluminio y acrílico.**

Material: Aluminium & acrylic.

Matière: Aluminium et acrylique.



LED CHIP: SANAN SMD 5630 ; CRI > 80 / 20.000 hours ; 15.000 ON/OFF

Ref.	W	Acabado Finish Couleur	CCT(k)	Lm	Pf	Ángulo apertura Beam Angle Angle d'ouverture	V	Hz	
02-100-06-181	6	Gris Grey Gris	4000	480	0,5	120°	85-265	50/60	1/20
02-100-06-400	6	Blanco White Blanc	4000	480	0,5	120°	85-265	50/60	1/20
02-100-12-181	12	Gris Grey Gris	4000	960	0,5	120°	85-265	50/60	1/20
02-100-12-400	12	Blanco White Blanc	4000	960	0,5	120°	85-265	50/60	1/20
02-100-18-181	18	Gris Grey Gris	4000	1440	0,5	120°	85-265	50/60	1/20
02-100-18-300	18	Blanco White Blanc	3000	1440	0,5	120°	85-265	50/60	1/20
02-100-18-400	18	Blanco White Blanc	4000	1440	0,5	120°	85-265	50/60	1/20
02-413-30-400	30	Blanco White Blanc	4000	2450	0,5	120°	85-265	50/60	1/20

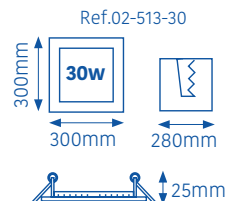
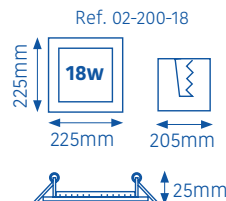
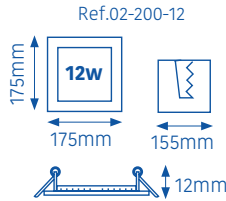
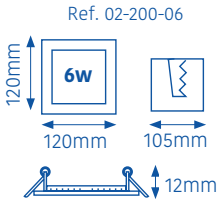
## Downlights LED empotrables

Recessed LED downlights

Encastré LED downlights



Ref. 02-200-18-181



LED CHIP: SANAN SMD 5630 ; CRI > 80 / 20.000 hours ; 15.000 ON/OFF

Ref.	W	Acabado Finish Couleur	CCT(K)	Lm	Pf	Ángulo apertura Beam Angle Angle d'ouverture	V	Hz	
02-200-06-181	6	Gris Grey Gris	4000	480	0,5	120°	85-265	50/60	1/20
02-200-06-400	6	Blanco White Blanc	4000	480	0,5	120°	85-265	50/60	1/20
02-200-12-181	12	Gris Grey Gris	4000	960	0,5	120°	85-265	50/60	1/20
02-200-12-400	12	Blanco White Blanc	4000	960	0,5	120°	85-265	50/60	1/20
02-200-18-181	18	Gris Grey Gris	4000	1440	0,5	120°	85-265	50/60	1/20
02-200-18-300	18	Blanco White Blanc	3000	1440	0,5	120°	85-265	50/60	1/20
02-513-30-400	30	Blanco White Blanc	4000	2450	0,5	120°	85-265	50/60	1/20







## **PLAFONES LED**

**LED SURFACE MOUNTED DOWNLIGHTS**

**LED PLAFONNIERS**

## Plafones LED

LED surface mounted downlights

LED plafonniers

# Know



**Material: Aluminio y acrílico.**

Material: Aluminium & acrylic.

Matière: Aluminium et acrylique.

Ref. 02-300-12-400

Ref. 02-300-06



Ref. 02-300-12



Ref. 02-300-18



Ref. 02-433-30



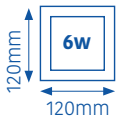
LED CHIP: SANAN SMD 2835 ; CRI > 80 ; 20.000 hours ; 15.000 ON/OFF

Ref.	W	Acabado Finish Couleur	CCT(k)	Lm	Pf	Ángulo apertura Beam Angle Angle d'ouverture	V	Hz	
02-300-06-181	6	Gris Grey Gris	4000	480	0,5	120°	85-265	50/60	1/20
02-300-06-400	6	Blanco White Blanc	4000	480	0,5	120°	85-265	50/60	1/20
02-300-12-181	12	Gris Grey Gris	4000	960	0,5	120°	85-265	50/60	1/20
02-300-12-400	12	Blanco White Blanc	4000	960	0,5	120°	85-265	50/60	1/20
02-300-18-181	18	Gris Grey Gris	4000	1440	0,5	120°	85-265	50/60	1/20
02-300-18-400	18	Blanco White Blanc	4000	1440	0,5	120°	85-265	50/60	1/20
02-433-30-300	30	Blanco White Blanc	3000	2450	0,5	120°	85-265	50/60	1/20
02-433-30-400	30	Blanco White Blanc	4000	2450	0,5	120°	85-265	50/60	1/20

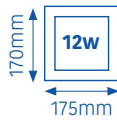


Ref. 02-600-18-400

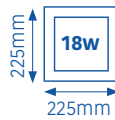
Ref. 02-600-06



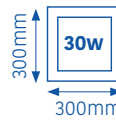
Ref. 02-600-12




Ref. 02-600-18



Ref. 02-533-30



LED CHIP: SANAN SMD 2835 ; CRI > 80 ; 20.000 hours ; 15.000 ON/OFF

Ref.	W	Acabado Finish Couleur	CCT(k)	Lm	Pf	Ángulo apertura Beam Angle Angle d'ouverture	V	Hz	
02-600-06-181	6	Gris Grey Gris	4000	480	0,5	120°	85-265	50/60	1/20
02-600-06-400	6	Blanco White Blanc	4000	480	0,5	120°	85-265	50/60	1/20
02-600-12-181	12	Gris Grey Gris	4000	960	0,5	120°	85-265	50/60	1/20
02-600-12-400	12	Blanco White Blanc	4000	960	0,5	120°	85-265	50/60	1/20
02600-18-181	18	Gris Grey Gris	4000	1440	0,5	120°	85-265	50/60	1/20
02-600-18-400	18	Blanco White Blanc	4000	1440	0,5	120°	85-265	50/60	1/20
02-533-30-400	30	Blanco White Blanc	4000	2450	0,5	120°	85-265	50/60	1/20

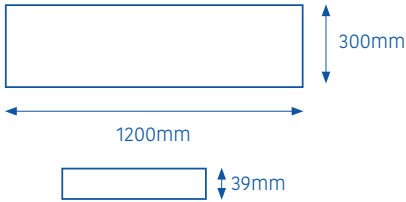
## Plafones LED

LED surface mounted downlights

LED plafonniers



Ref. 43-519-48-333



# Eduba



**Material: Aluminio y acrílico.**

Material: Aluminium & acrylic.

Matière: Aluminium et acrylique.


**Elige el tono de luz.**

Choose the light tone.

Choisissez la tonalité de la lumière.



LED CHIP: SANAN SMD 2835 ; CRI > 80 ; 20.000 hours ; 15.000 ON/OFF

Ref.	W	Acabado Finish Couleur	CCT(k)	Lm	Pf	Ángulo apertura Beam Angle Angle d'ouverture	V	Hz	
43-519-48-333	40	Blanco White Blanc	3000 4000 6000	4800	0,5	120°	85-265	50-60	1/4

3000K

4000K

6500K



## Plafones LED

LED surface mounted downlights

LED plafonniers

# Gelys



Ref. 02-444-18-000

EXT

LED DRIVER



**Material: Aluminio y acrílico.**

Material: Aluminiumk & acrylic.

Matière: Aluminium et acrylique.

Ref. 02-444-18

Ref. 02-444-30



Ø223mm



Ø300mm

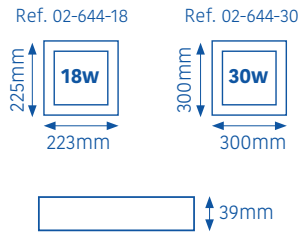


LED CHIP: SANAN SMD 2835 ; CRI > 80 ; 20.000 hours ; 15.000 ON/OFF


Ref.	W	Acabado Finish Couleur	CCT(k)	Lm	Pf	Ángulo apertura Beam Angle Angle d'ouverture	V	Hz	
02-444-18-000	18	Blanco Texturizado Textured White Blanc Texturé	4000	1620	0,5	120°	85-265	50/60	1/20
02-444-18-380	18	Gris antracita Anthracite grey Gris anthacite	4000	1620	0,5	120°	85-265	50/60	1/20
02-444-30-000	30	Blanco Texturizado Textured White Blanc Texturé	4000	2700	0,5	120°	85-265	50/60	1/20
02-444-30-380	30	Gris antracita Anthracite grey Gris anthacite	4000	2700	>0,5	120°	85-265	50/60	1/20



Ref. 02-644-30-380



LED CHIP: EPISTAR SMD 2835 ; CRI > 80 ; 20.000 hours ; 15.000 ON/OFF

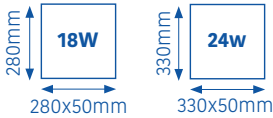
Ref.	W	Acabado Finish Couleur	CCT(k)	Lm	Pf	Ángulo apertura Beam Angle Angle d'ouverture	V	Hz	
02-644-18-000	18	Blanco Texturizado Textured White Blanc Texturé	4000	1620	0,5	120°	85-265	50/60	1/20
02-644-18-380	18	Gris antracita Anthracite grey Gris anthacite	4000	1620	0,5	120°	85-265	50/60	1/20
02-644-30-000	30	Blanco Texturizado Textured White Blanc Texturé	4000	2700	0,5	120°	85-265	50/60	1/20
02-644-30-380	30	Gris antracita Anthracite grey Gris anthacite	4000	2700	0,5	120°	85-265	50/60	1/20

## Plafones LED

LED surface mounted downlights

LED plafonniers

# Aspen




**Material: Policarbonato.**

Material: Polycarbonate.

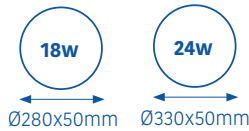
Matière: Polycarbonate.



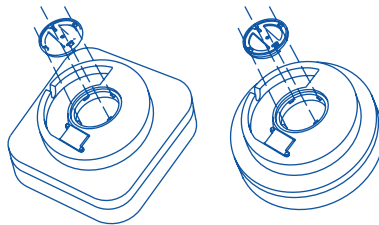
LED CHIP: SANAN SMD 2835 ; CRI > 80 ; 35.000 hours ; 20.000 ON/OFF

Ref.	W	Acabado Finish Couleur	CCT(k)	Lm	Pf	Ángulo apertura Beam Angle Angle d'ouverture	
24-620-18-100	18	Blanco White Blanc	4000	1800	>0,5	120°	1/20
25-620-24-100	24	Blanco White Blanc	4000	2400	>0,5	120°	1/20






Fácil instalación / Easy installation / Installation facile



LED CHIP: SANAN SMD 2835 ; CRI > 80 ; 35.000 hours ; 20.000 ON/OFF

Ref.	W	Acabado Finish Couleur	CCT(k)	Lm	Pf	Ángulo apertura Beam Angle Angle d'ouverture	
24-610-18-100	18	Blanco White Blanc	4000	1800	>0,5	120°	1/20
25-610-24-100	24	Blanco White Blanc	4000	2400	>0,5	120°	1/20

## Plafones LED

LED surface mounted downlights

LED plafonniers

# Ice



**Material: Aluminio y acrílico.**

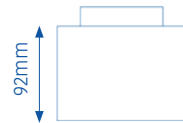
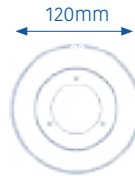
Material: Aluminium & acrylic.

Matière: Aluminium et acrylique.

Ref. 43-861-01-000



Ref. 43-861-01-002



LED CHIP: EPISTAR SMD 2835 ; CRI > 80 ; 30.000 hours ; 15.000 ON/OFF

Ref.	W luz principal main light	W Luz ambiente side light	Acabado Finish Couleur	CCT(k) Luz principal Main light	CCT(k) Luz ambiente Side light	Lm luz principal main light	Lm luz ambiente Side light	Pf	Ángulo apertura Beam Angle Angle d'ouverture
43-861-01-000	12	4	Blanco White Blanc	4000	3000	890	197	0,5	45°
43-861-01-002	12	4	Niquel satinado Satin nickel Nickel satiné	4000	3000	890	197	0,5	45°

# Ice



## Material: Aluminio y acrílico.

Material: Aluminium & acrylic.

Matière: Aluminium et acrylique.

## Modos de instalación

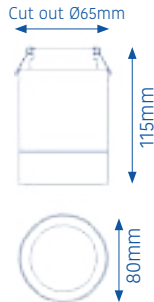
Mounting ways

Modes d'installation

### ● Instalación empotrada o en superficie.

Recessed or surface mounted installation.

Montage encastré ou en surface.



Ref. 43-055-01-000



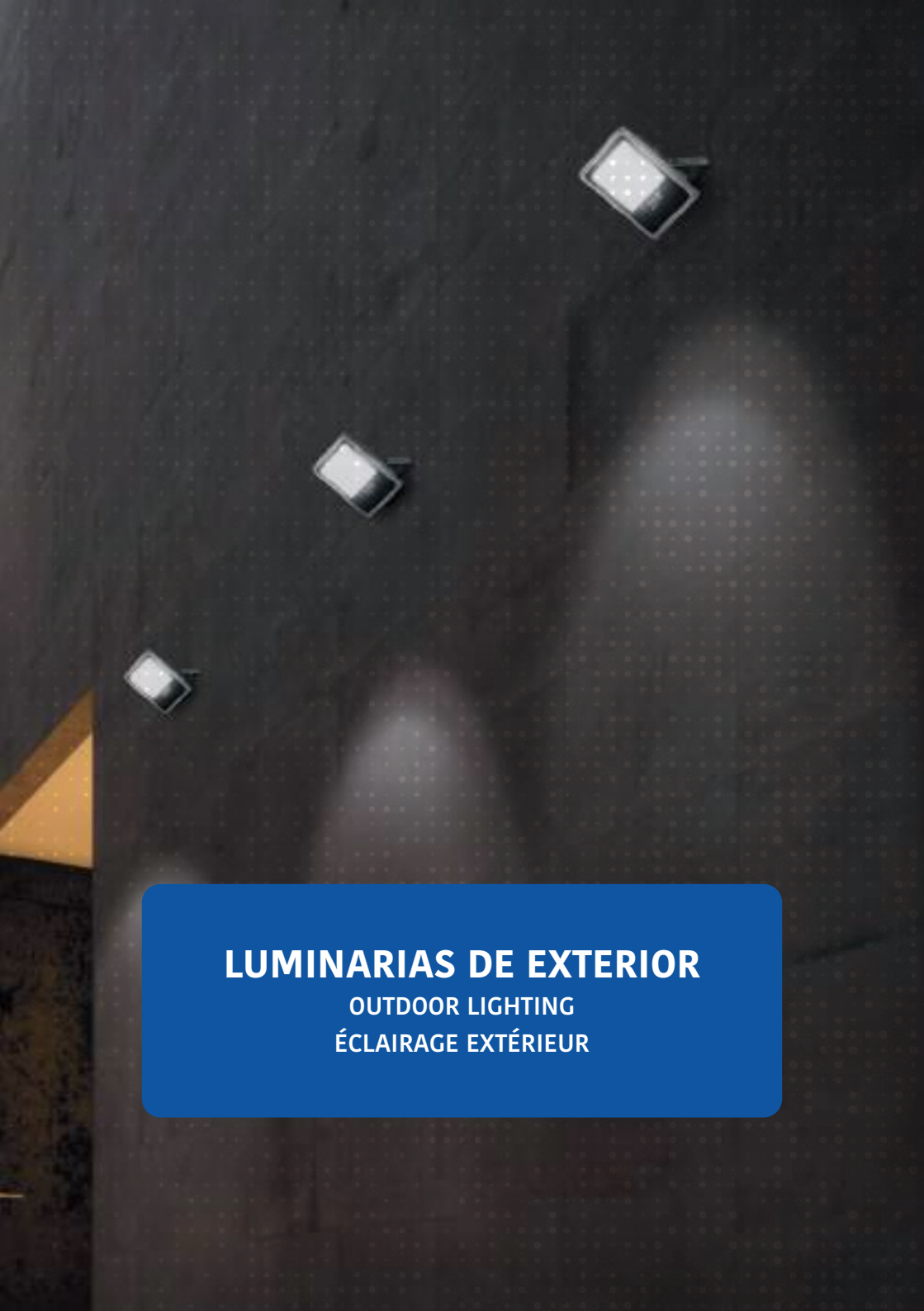
Ref. 43-055-01-002



LED CHIP: EPSTAR SMD 2835 ; CRI > 80 ; 30.000 hours ; 15.000 ON/OFF

Ref.	W	Acabado Finish Couleur	CCT(k)	Lm	Pf	Ángulo apertura Beam Angle Angle d'ouverture	V	Hz
43-055-01-000	9	Blanco White Blanc	4000	412	0,5	120°	170-240	50/60
43-055-01-002	9	Níquel satinado Satin nickel Nickel satiné	4000	412	0,5	120°	170-240	50/60
43-055-01-300	9	Blanco White Blanc	3000	412	0,5	120°	170-240	50/60





# LUMINARIAS DE EXTERIOR

OUTDOOR LIGHTING  
ÉCLAIRAGE EXTÉRIEUR

## Luminarias de exterior

Outdoor lighting

Éclairage extérieur



Ref. 43-540-10-777



# Open Smart



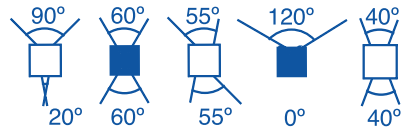
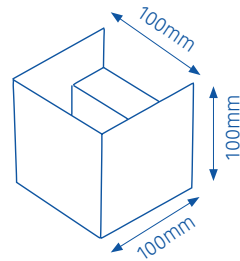
WIFI 2,4 GHZ




**Material: Aluminio y vidrio.**

Material: Aluminium & glass.

Matière: Aluminium et verre.



LED CHIP: LED COB BRIDGELUX; CRI > 80 ; 30.000 hours ; 25.000 ON/OFF

Ref.	Acabado Finish Couleur	W	CCT(k)	Lm	Pf	V	Hz	Ta/Tc	
43-410-10-777	Antracita Anthracite Anthacite	10 (5+5)	3000 4000 6000 RGB	700	0,5	110-240	50/60	-20°C/45°C	1/20

# Open



**Material: Aluminio y vidrio.**

Material: Aluminium & glass.

Matière: Aluminium et verre.



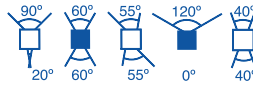
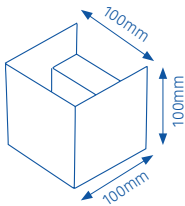
Ref. 43-410-10-300/43-410-10-100



Ref. 43-410-10-382/43-410-10-182



Ref. 43-410-10-263



LED CHIP: LED COB BRIDGELLUX; CRI > 80 ; 30.000 hours ; 25.000 ON/OFF

Ref.	Acabado Finish Couleur	W	CCT(k)	Lm	Pf	V	Hz	Ta/Tc	
43-410-10-300	Blanco mate Matte white Blanc mat	10 (5+5)	3000	700	0,5	110-240	50/60	-20°C/45°C	1/20
43-410-10-100	Blanco mate Matte white Blanc mat	10 (5+5)	4000	700	0,5	110-240	50/60	-20°C/45°C	1/20
43-410-10-382	Antracita Anthracite Anthracite	10 (5+5)	3000	700	0,5	110-240	50/60	-20°C/45°C	1/20
43-410-10-182	Antracita Anthracite Anthracite	10 (5+5)	4000	700	0,5	110-240	50/60	-20°C/45°C	1/20
43-410-10-263	Acero corten Corten steel Acier corten	10 (5+5)	4000	700	0,5	110-240	50/60	-20°C/45°C	1/20

## Luminarias de exterior

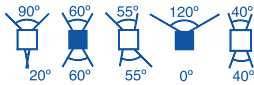
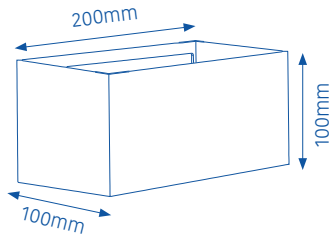
Outdoor lighting

Éclairage extérieur

# Open Plus



Ref. 43-820-20-182




**Material: Aluminio y vidrio.**

Material: Aluminium & glass.

Matière: Aluminium et verre.



LED CHIP: LED COB; CRI > 80 / 30.000 hours ; 25.000 ON/OFF

Ref.	Acabado Finish Couleur	W	CCT (k)	Lm	Pf	V	Hz	Ta/Tc	
43-820-20-100	Blanco mate Matte white Blanc mat	20	4000	1400	0,5	110-240	50/60	-20°C/45°C	1/10
43-820-20-182	Antracita Anthracite Anthacite	20	4000	1400	0,5	110-240	50/60	-20°C/45°C	1/10




# Cipri



**Fijo. Material: Aluminio y vidrio. Haz de luz orientable.**

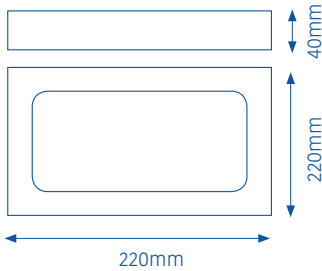
Material: Aluminium & glass. Adjustable light beam.

Matière: Aluminium et verre. Faisceau lumineux réglable.



## 180° Led orientable

180° Adjustable LED  
180° Led orientable



LED CHIP: LED SMD; CRI > 80 / 30.000 hours ; 25.000 ON/OFF

Ref.	Acabado Finish Couleur	W	CCT(k)	Lm	Pf	Ángulo apertura Beam Angle Angle d'ouverture	V	Hz	Ta/Tc	
43-206-12-482	Antracita Anthracite Anthracite	12	4000	850	0,5	120°	220-240	50/60	-20°C/45°C	1/10

## Luminarias de exterior

Outdoor lighting

Éclairage extérieur

# Tivo



Ref. 43-151-06-481



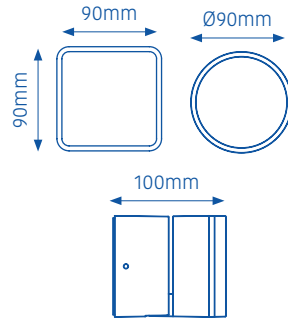

Ref. 43-351-06-481




**Orientable. Material: Aluminio y plástico.**

Adjustable. Material: Aluminium & plastic.

Ajustable. Matière: Aluminium et plastique.



LED CHIP: LED SMD; CRI > 80 / 30.000 hours ; 25.000 ON/OFF

Ref.	Acabado Finish Couleur	W	CCT(k)	Lm	Pf	Ángulo apertura Beam Angle Angle d'ouverture	V	Hz	Ta/Tc	
43-151-06-481	Antracita Anthracite Anthracite	6	4000	450	0,5	110°	220-240	50/60	-20°C/50°C	1/12
43-351-06-481	Antracita Anthracite Anthracite	6	4000	450	0,5	110°	220-240	50/60	-20°C/50°C	1/12

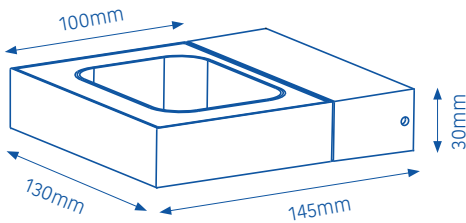
# Urpi



Orientable. Material: Aluminio y vidrio.

Adjustable. Material: Aluminium & glass.

Ajustable. Matière: Aluminium et verre.



LED CHIP: LED COB; CRI > 80 / 30.000 hours ; 25.000 ON/OFF

Ref.	Acabado Finish Couleur	W	CCT(k)	Lm	Pf	Ángulo apertura Beam Angle Angle d'ouverture	V	Hz	Ta/Tc	
43-924-06-400	Negro mate Matte blacke Noir mat	6	4000	360	0,5	120°	220-240	50/60	-20°C/50°C	1/20

## Luminarias de exterior

Outdoor lighting

Éclairage extérieur



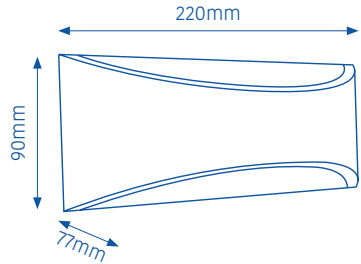
## View




**Material: Aluminio y vidrio.**

Material: Aluminium & glass.

Matière: Aluminium et verre.



LED CHIP: LED COB; CRI > 80 / 30.000 hours ; 25.000 ON/OFF

Ref.	Acabado Finish Couleur	W	CCT(k)	Lm	Pf	Ángulo apertura Beam Angle Angle d'ouverture	V	Hz	Ta/Tc	
43-705-06-400	Blanco mate Matte white Blanc mat	6	4000	360	0,5	120°	220-240	50/60	-20°C/50°C	1/20

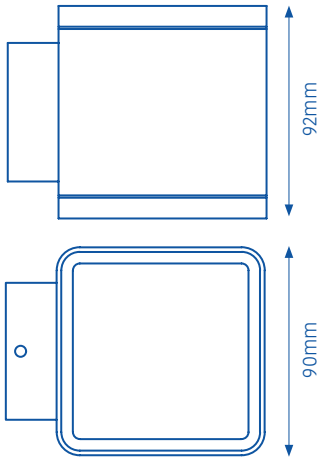
# Antop



Material: Aluminio y vidrio.

Material: Aluminium & glass.


Matière: Aluminium et verre.



Ref. 43-454-06-400



LED CHIP: LED COB; CRI > 80 / 30.000 hours ; 25.000 ON/OFF

Ref.	Acabado Finish Couleur	W	CCT(k)	Lm	Pf	Ángulo apertura Beam Angle Angle d'ouverture	V	Hz	Ta/Tc	
43-454-06-400	Blanco mate Matte white Blanc mat	12(6+6)	4000	1078	0,5	80°	110-240	50/60	-20°C/50°C	1/18

## Luminarias de exterior

Outdoor lighting

Éclairage extérieur



# Sun



**Material: Aluminio y acrílico.**

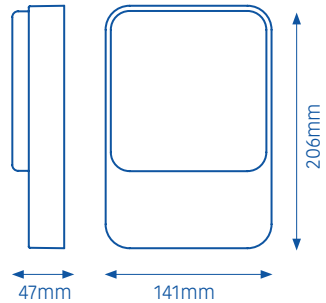
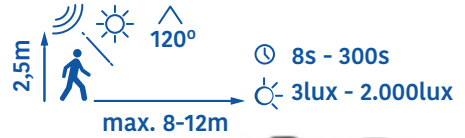
Material: Aluminium & acrylic.

Matière: Aluminium et acrylique.


### Sensor de luz y movimiento

Light and motion sensor.

Détecteur de lumière et de mouvement.



LED CHIP: LED SMD; CRI > 80 / 30.000 hours ; 25.000 ON/OFF

Ref.	Acabado Finish Couleur	W	CCT(k)	Lm	Pf	V	Hz	Ta/Tc	
43-149-06-481	Antracita Anthracite Anthracite	8	4000	585	0,5	200-240	50/60	-20°C/50°C	1/12

# Satur



**Orientable. Material: Aluminio y plástico.**

Adjustable. Material: Aluminium & plastic.

Ajustable. Matière: Aluminium et plastique.



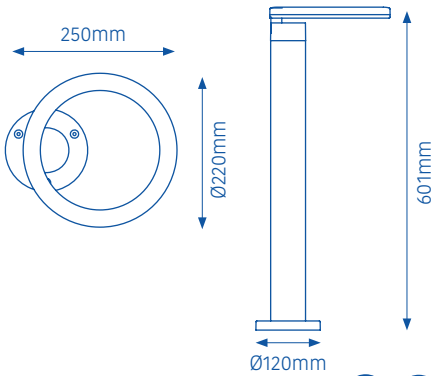
Ref. 07-201-05-481



Ref. 43-201-08-481



90°



LED CHIP: LED SMD; CRI > 80 / 25,000 hours ; 12,000 ON/OFF

Ref.	Acabado Finish Couleur	W	CCT(k)	Lm	Pf	Ángulo apertura Beam Angle Angle d'ouverture	V	Hz	Ta/Tc	
07-201-05-481	Antracita Anthracite Anthacite	8	4000	719	0,5	120°	220-240	50/60	-20°C/50°C	1/4
43-201-08-481	Antracita Anthracite Anthacite	8	4000	719	0,5	120°	220-240	50/60	-20°C/50°C	1/6

## Luminarias de exterior

Outdoor lighting

Éclairage extérieur



Ref. 07-373-09-481

# Pisa



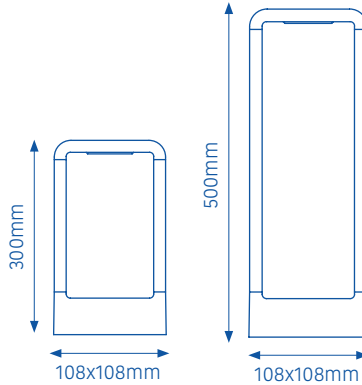
**Material: Aluminio y acrílico.**

Material: Aluminium & acrylic.

Matière: Aluminium et acrylique.



Ref. 07-573-09-481



LED CHIP: LED COB; CRI > 80 / 30.000 hours; 25.000 ON/OFF

Ref.	Acabado Finish Couleur	W	CCT(k)	Lm	Pf	Ángulo apertura Beam Angle Angle d'ouverture	V	Hz	Ta/Tc	
07-373-09-481	Antracita Anthracite Anthracite	9	4000	350	0,5	90°	220-240	50/60	-20°C/50°C	1/4
07-573-09-481	Antracita Anthracite Anthracite	9	4000	350	0,5	90°	220-240	50/60	-20°C/50°C	1/4



# Maribo



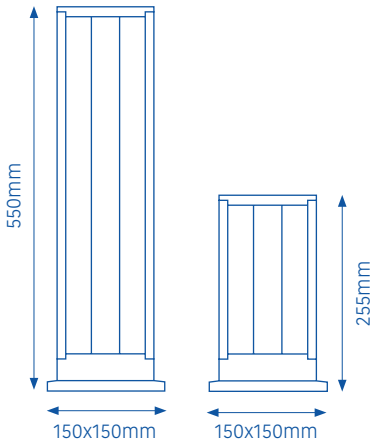
Material: Aluminio y plástico.

Material: Aluminium & plastic.

Matière: Aluminium et plastique.



Ref. 08-206-06-482



Ref. 07-406-10-482



LED CHIP: LED SMD; CRI > 80 / 20.000 hours ; 10.000 ON/OFF

Ref.	Acabado Finish Couleur	W	CCT(k)	Lm	Pf	Ángulo apertura Beam Angle Angle d'ouverture	V	Hz	Ta/Tc	
08-206-06-482	Antracita Anthracite Anthacite	7	4000	250	0,5	360°	220-240	50/60	-20°C/50°C	1/8
07-406-10-482	Antracita Anthracite Anthacite	10	4000	400	0,5	360°	220-240	50/60	-20°C/50°C	1/6

## Luminarias de exterior

Outdoor lighting

Éclairage extérieur



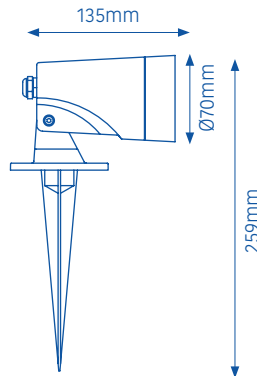
# Put



**Orientable. Material: Aluminio y vidrio.**

Adjustable. Material: Aluminium & glass.

Ajustable. Matière: Aluminium et verre.



**Dos instalaciones:  
Baliza y aplique de pared.**

Two installation options:  
Beacon and wall lamp.  
Deux modes d'installation:  
Balise et applique murale.



LED CHIP: LED COB; CRI > 80 / 30.000 hours ; 25.000 ON/OFF

Ref.	Acabado Finish Couleur	W	CCT(k)	Lm	Pf	Ángulo apertura Beam Angle Angle d'ouverture	V	Hz	Ta/Tc	
07-113-12-481	Antracita Anthracite Anthacite	12	4000	870	0,5	120°	220-240	50/60	-20°C/50°C	1/20

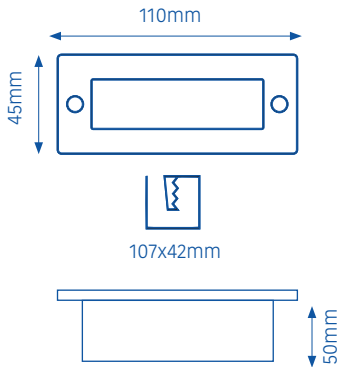
# Pim



**Material: Acero y vidrio.**

Material: Steel & glass.

Matière: Acier et verre.



LED CHIP: LED COB; CRI > 80 ; 30.000 hours ; 25.000 ON/OFF

Ref.	Acabado Finish Couleur	W	CCT(k)	Lm	Pf	V	Hz	Ta/Tc	
43-772-03-400	Acero Steel Acier	2,4	4000	90	0,5	110-240	50/60	-20°C/50°C	1/40

## Luminarias de exterior

Outdoor lighting

Éclairage extérieur

# Mint



Ref. 43-000-27-181



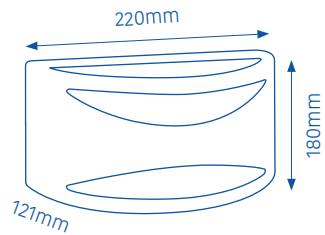
Ref. 43-000-27-263



**Material: PC y aluminio.**

Material: PC & aluminium.

Matière: PC et aluminium.



Ref.

**Acabado**  
Finish  
Couleur

**Portalámparas**  
Lampholder  
Douille

**Bombilla**  
Bulb  
Ampoule



43-000-27-181

Antracita  
Anthracite  
Anthacite

1xE27

No

1/12

43-000-27-263

Marrón óxido  
Rust brown  
Brun rouille

1xE27

No

1/12

# Mota



**Material: PC y aluminio.**

Material: PC & aluminium.

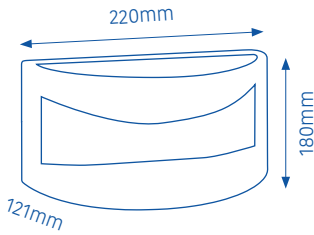
Matière: PC et aluminium.




Ref. 43-070-27-181



Ref. 43-070-27-263



Ref.	Acabado Finish Couleur	Portalámparas Lampholder Douille	Bombilla Bulb Ampoule	
43-070-27-181	Antracita Anthracite Anthacite	1xE27	No	1/12
43-070-27-263	Marrón óxido Rust brown Brun rouille	1xE27	No	1/12

## Luminarias de exterior

Outdoor lighting

Éclairage extérieur

# Relax



Ref. 43-441-01-180



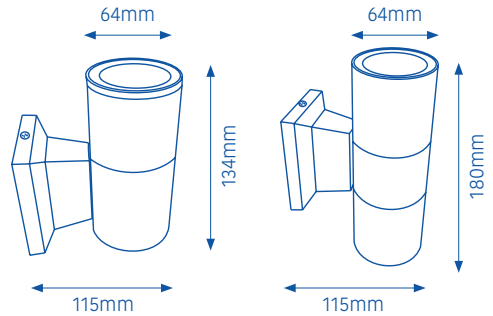
Ref. 43-442-02-180



**Material: Aluminio y vidrio.**

Material: Aluminium & glass.

Matière: Aluminium et verre.



Ref.

Acabado  
Finish  
Couleur

Portalámparas  
Lampholder  
Douille

Bombilla  
Bulb  
Ampoule



43-441-01-180

Antracita  
Anthracite  
Anthacite

1xGU10

No

1/20

43-442-02-180

Antracita  
Anthracite  
Anthacite

2xGU10

No

1/20

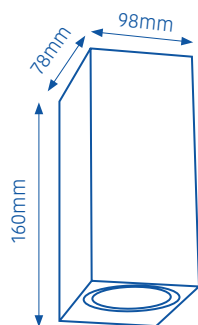
# Confo



**Material: Aluminio.**

Material: Aluminium.

Matière: Aluminium.




Ref. 43-651-01-100



Ref. 43-652-02-100



Ref.	Acabado Finish Couleur	Portalámparas Lampholder Douille	Bombilla Bulb Ampoule	
43-651-01-100	Blanco mate Matte white Blanc mat	1xGU10	No	1/20
43-652-02-100	Blanco mate Matte white Blanc mat	2xGU10	No	1/20

## Luminarias de exterior

Outdoor lighting

Éclairage extérieur

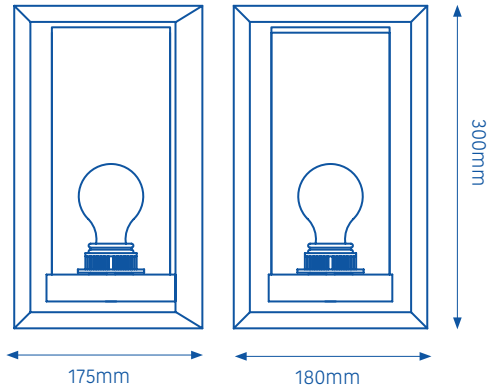


# Rute

**Material: Metal y vidrio.**

Material: Metal & glass.

Matière: Metal et verre.



Ref.

**Acabado**  
Finish  
Couleur

**Portalámparas incluido**  
Lampholder included  
Douille inclus

**Bombilla incluida**  
Bulb included  
Ampoule inclus



43-250-27-180

Negro mate  
Matte blacke  
Noir mat

E27

No

1/6



# Ronda

**Material: Metal y vidrio.**

Material: Metal & glass.

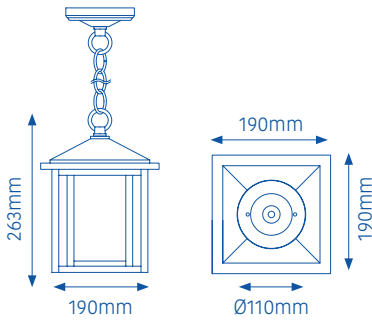
Matière: Metal et verre.




Ref. 93-260-27-180



Ref. 43-260-27-180



Ref.	Acabado Finish Couleur	Portalámparas incluido Lampholder included Douille inclus	Bombilla incluida Bulb included Ampoule inclus	
93-260-27-180	Negro mate Matte blacke Noir mat	1xE27	No	1/4
43-260-27-180	Negro mate Matte blacke Noir mat	1xE27	No	1/4

## Luminarias de exterior

Outdoor lighting

Éclairage extérieur

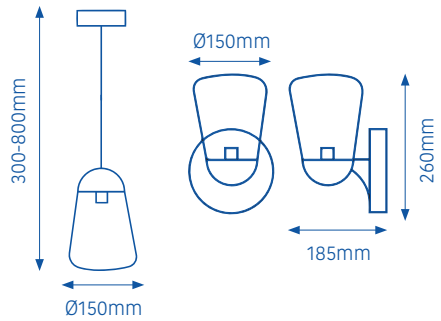
# Nera



Ref. 93-022-27-180



Ref. 43-022-27-180



Ref.

Acabado  
Finish  
Couleur

Portalámparas incluido  
Lampholder included  
Douille inclus

Bombilla incluida  
Bulb included  
Ampoule inclus



93-022-27-180	Negro mate Matte blacke Noir mat	1xE27	No	1/6
43-022-27-180	Negro mate Matte blacke Noir mat	1xE27	No	1/6

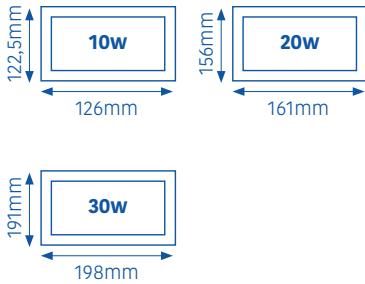
# Luxek



**Material: Aluminio fundido a presión y vidrio templado, caja de conexiones integrada de fácil instalación.**

Material: Die cast aluminium and tempered glass integrated, junction box easy to install

Matière: Aluminium moulé sous pression et verre trempé boîte de jonction intégrée facile à installer.



LED CHIP: LED SMD; CRI > 80 ; 25.000 hours ; 15.000 ON/OFF

Ref.	Acabado Finish Couleur	W	CCT(k)	Lm	Pf	Ángulo apertura Beam Angle Angle d'ouverture	V	Hz	Ta/Tc	
77-102-10-181	Antracita Anthracite	10	6400	800	0,9	120°	180-260	50/60	-20°C/55°C	1/24
77-102-20-181	Antracita Anthracite	20	6400	1600	0,9	120°	180-260	50/60	-20°C/55°C	1/18
77-102-30-181	Antracita Anthracite	30	6400	2400	0,9	120°	180-260	50/60	-20°C/55°C	1/12





## **APLIQUES DE BAÑO LED**

**LED MIRROR LIGHTS  
APPLIQUE MIROIR LED**

## Apliques de baño led

Led mirror lights

Applique miroir led

# Jaén



**Material: Aluminio y PC.**

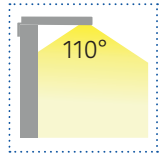
Material: Aluminium & PC.

Matière: Aluminium et PC.

**Haz de luz**

Light beam

Faisceau lumineux

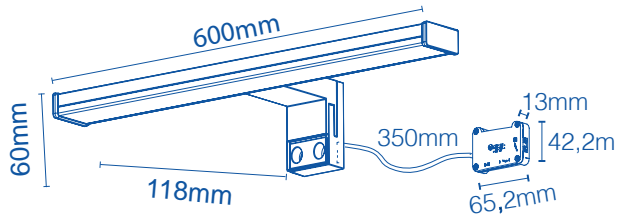


## Modos de instalación

Mounting ways

Modes d'installation

- **Cabinet**
- **Soporte de madera**  
Wooden baking  
Fond en bois
- **Sobre espejo con pieza multienganche**  
Mirror with multifixing block  
Miroir avec bloc multifixe



25,000H

Ref.	W	Lm/W	Led	K	Lm	Ra	P.F.
------	---	------	-----	---	----	----	------

43-844-12-301-JB	8	75	AC	3000	900	>80	>0,7
------------------	---	----	----	------	-----	-----	------

# Málaga



**Material: ABS + Aluminio y PC.**


Material: ABS + Aluminium & PC.

Matière: ABS + Aluminium et PC.

## Haz de luz

Light beam

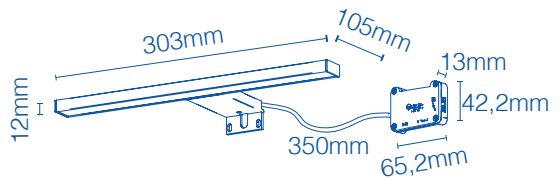
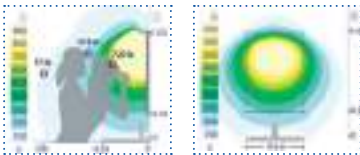
Faisceau lumineux



## Curvas fotométricas

Photometric curves

Courbes photométriques



## Modos de instalación

Mounting ways

Modes d'installation

- Cabinet**

- Soporte de madera**

Wooden baking

Fond en bois

- Sobre espejo con**

**pieza multienganche**

Mirror with multifixing block

Miroir avec bloc multifixe



Ref.	W	Lm/W	Led	K	Lm	Ra	P.F.
43-286-06-001	6	70	AC	5700	417	>80	>0,5

## Apliques de baño led

Led mirror lights

Applique miroir led



# Álava



**Material: Aluminio y PC.**

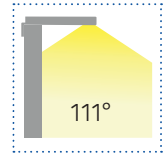
Material: Aluminium & PC.

Matière: Aluminium et PC.

## Haz de luz

Light beam

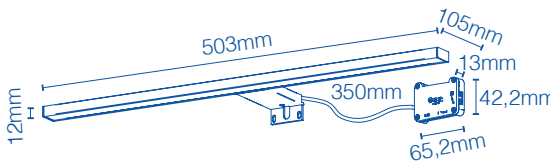
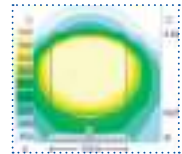
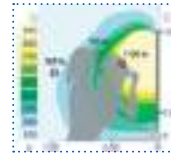
Faisceau lumineux



## Curvas fotométricas

Photometric curves

Courbes photométriques



## Modos de instalación

Mounting ways

Modes d'installation

- **Cabinet**
- **Soporte de madera**

Wooden baking  
Fond en bois

- **Sobre espejo con pieza multienganche**  
Mirror with multifixing block  
Miroir avec bloc multifixe



Ref.	W	Lm/W	Led	K	Lm	Ra	P.F.
43-866-10-001	11	65	AC	5700	710	>80	>0,5



# Zaragoza



## Material: ABS + Aluminio y PC.


Material: ABS + Aluminium & PC.

Matière: ABS + Aluminium et PC.

## Haz de luz

Light beam

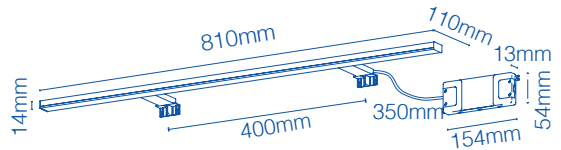
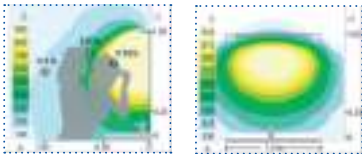
Faisceau lumineux



## Curvas fotométricas

Photometric curves

Courbes photométriques



## Modos de instalación

Mounting ways

Modes d'installation

### • Cabinet

### • Soporte de madera

Wooden baking

Fond en bois

### • Sobre espejo con

pieza multienganche

Mirror with multifixing block

Miroir avec bloc multifixe

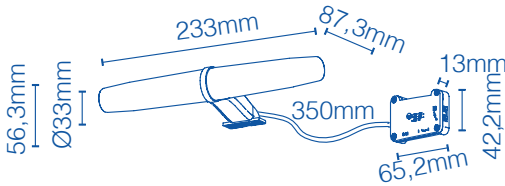


Ref.	W	Lm/W	Led	K	Lm	Ra	P.F.
43-567-15-001	15	65	AC	5700	968	>80	>0,5

## Apliques de baño led

Led mirror lights

Applique miroir led



# Sevilla



**Material: ABS y PC.**

Material: ABS & PC.

Matière: ABS et PC.

## Haz de luz

Light beam

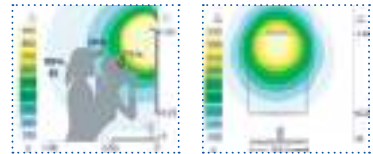
Faisceau lumineux



## Curvas fotométricas

Photometric curves

Courbes photométriques



## Modos de instalación

Mounting ways

Modes d'installation

### • Cabinet

### • Soporte de madera

Wooden baking

Fond en bois

### • Sobre espejo con

pieza multienganche

Mirror with multifixing block

Miroir avec bloc multifixe



36.000H

Ref.	W	Lm/W	Led	K	Lm	Ra	P.F.
43-690-06-001	6	65	AC	4000	392	>80	>0,5

# Mallorca



**Material: ABS y PC.**

Material: ABS & PC.

Matière: ABS et PC.

## Haz de luz

Light beam

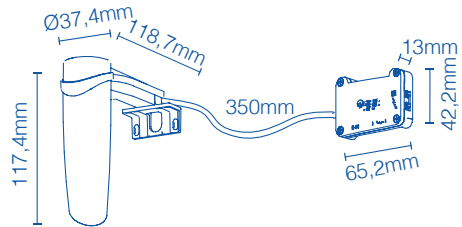

Faisceau lumineux



## Curvas fotométricas

Photometric curves

Courbes photométriques



## Modos de instalación

Mounting ways

Modes d'installation

- **Cabinet**

- **Soporte de madera**

Wooden baking

Fond en bois

- **Sobre espejo con**

- **pieza multienganche**

Mirror with multifixing block

Miroir avec bloc multifixe



Ref.	W	Lm/W	Led	K	Lm	Ra	P.F.
43-898-03-001	6	70	AC	4000	140	>80	>0,5

## Apliques de baño led

Led mirror lights

Applique miroir led



# Teruel



**Material: Hierro + PC.**

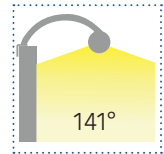
Material: Iron & PC.

Matière: Fer et PC.

### Haz de luz

Light beam

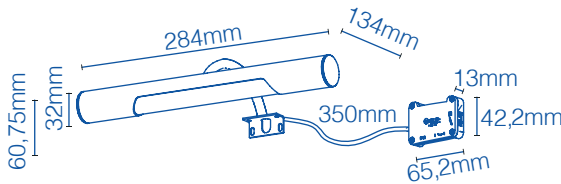


Faisceau lumineux



### Curvas fotométricas

Photometric curves

Courbes photométriques



## Modos de instalación

Mounting ways

Modes d'installation

### ● Cabinet

### ● Soporte de madera

Wooden backing

Fond en bois

### ● Sobre espejo con

#### pieza multienganche

Mirror with multifixing block

Miroir avec bloc multifixe



Ref.	W	Lm/W	Led	K	Lm	Ra	P.F.
43-684-05-006	5	54	AC	5700	271	>80	>0,5

# León



**Material: Hierro + PC.**

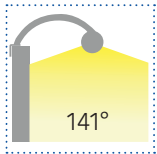
Material: Iron & PC.

Matière: Fer et PC.

**Haz de luz**

Light beam

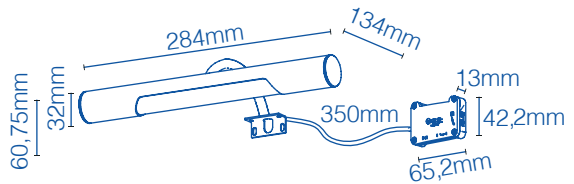
Faisceau lumineux



**Curvas fotométricas**

Photometric curves

Courbes photométriques



**Modos de instalación**

Mounting ways

Modes d'installation



● **Cabinet**

● **Soporte de madera**

Wooden baking

Fond en bois

● **Sobre espejo con**

**pieza multienganche**

Mirror with multifixing block

Miroir avec bloc multifixe

Ref.	W	Lm/W	Led	K	Lm	Ra	P.F.
43-617-05-001	5	54	AC	5700	271	>80	>0,5

## Apliques de baño led

Led mirror lights

Applique miroir led



# Asturias



**Material: Aluminio zamak y PC.**


Material: Aluminium zamak & PC.

Matière: Aluminium zamak et PC.

## Haz de luz

Light beam

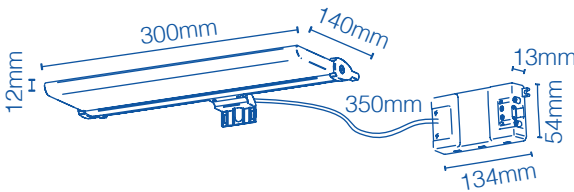
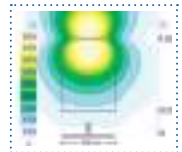

Faisceau lumineux



## Curvas fotométricas

Photometric curves

Courbes photométriques



## Modos de instalación

Mounting ways

Modes d'installation

### • Cabinet

### • Soporte de madera

Wooden baking

Fond en bois

### • Sobre espejo con

#### pieza multienganche

Mirror with multifixing block

Miroir avec bloc multifixe



Ref.	W	Lm/W	Led	K	Lm	Ra	P.F.
43-363-06-001	6	68	AC	5300	410	>80	>0,5

# Murcia



## Material: Aluminio y PC.

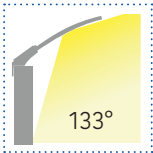
Material: Aluminium & PC.

Matière: Aluminium et PC.

## Haz de luz

Light beam

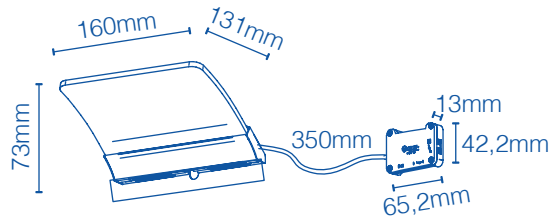

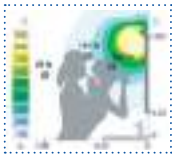
Faisceau lumineux



## Curvas fotométricas

Photometric curves

Courbes photométriques



## Modos de instalación

Mounting ways

Modes d'installation

### • Cabinet

### • Soporte de madera

Wooden baking

Fond en bois

### • Sobre espejo con

### pieza multienganche

Mirror with multifixing block

Miroir avec bloc multifixe

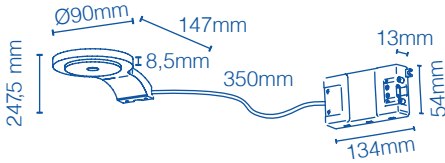


Ref.	W	Lm/W	Led	K	Lm	Ra	P.F.
43-610-03-001	3	80	AC	5700	240	>80	>0,5

## Apliques de baño led

Led mirror lights

Applique miroir led



## Modos de instalación

Mounting ways

Modes d'installation

- **Cabinet**
- **Soporte de madera**  
Wooden baking  
Fond en bois
- **Sobre espejo con pieza multienganche**  
Mirror with multifixing block  
Miroir avec bloc multifixe



36,000H

Ref.	W	Lm/W	Led	K	Lm	Ra	P.F.
43-065-06-001	6	60	AC	5700	361	>80	>0,5

# Huesca



**Material: Aluminio zamak y PC.**

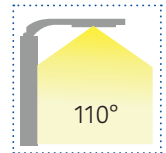
Material: Aluminium zamak & PC.

Matière: Aluminium zamak et PC.

## Haz de luz

Light beam



Faisceau lumineux



## Curvas fotométricas

Photometric curves

Courbes photométriques





# Soria



## Material: Aluminio zamak y PC.

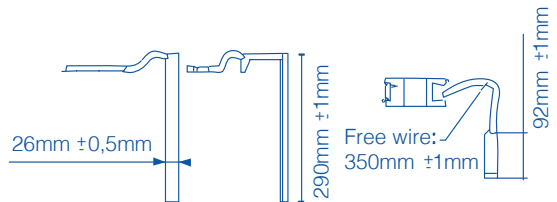
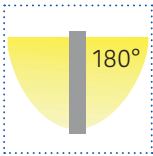
Material: Aluminium zamak & PC.

Matière: Aluminium zamak et PC.

## Haz de luz

Light beam

Faisceau lumineux



## Modos de instalación

Mounting ways

Modes d'installation

- **Cabinet**

- **Soporte de madera**

Wooden baking  
Fond en bois

- **Sobre espejo con**

**pieza multienganche**

Mirror with multifixing block  
Miroir avec bloc multifixe

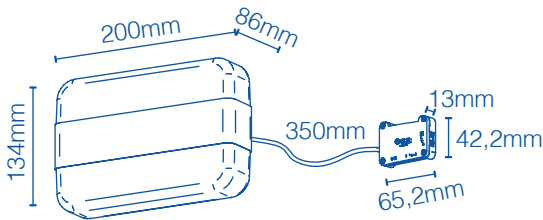


Ref.	W	Lm/W	Led	K	Lm	Class	Ra	P.F.
43-660-06-001	6	54	AC	5700	320	2	>80	>0,5

## Apliques de baño led

Led mirror lights

Applique miroir led



## Modos de instalación

Mounting ways

Modes d'installation

### • Pared

Wall  
Mur

### • Soporte de madera

Wooden baking  
Fond en bois

### • Sobre espejo con pieza multienganche

Mirror with multifixing block  
Miroir avec bloc multifixe



36.000h

Ref.	W	Lm/W	Led	K	Lm	Ra	P.F.
43-713-10-001	10	66	AC	5700	655	>0,8	>0,5

# Alicante



**Material: Acero inoxidable y PC.**


Material: Stainless steel & PC.

Matière: Acier inoxydable et PC

**Haz de luz**

Light beam



Faisceau lumineux



**Curvas fotométricas**

Photometric curves

Courbes photométriques



# Toledo



**Material: ABS acero inoxidable y PC.**


Material: ABS stainless steel & PC.

Matière: ABS acier inoxydable et PC.

## Haz de luz

Light beam

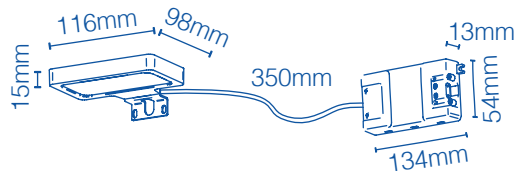

Faisceau lumineux



## Curvas fotométricas

Photometric curves

Courbes photométriques



## Modos de instalación

Mounting ways

Modes d'installation

- Soporte de madera**

Wooden baking

Fond en bois



36.000H

Ref.	W	Lm/W	Led	K	Lm	Ra	P.F.
43-146-06-001	6	34	AC	5700	203	>0,8	>0,5

## Apliques de baño led

Led mirror lights

Applique miroir led

# Madrid



**Material: Aluminio y hierro + PC.**

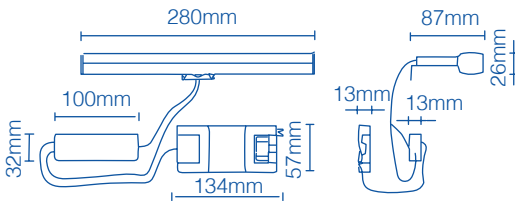
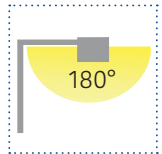
Material: Aluminium & iron + PC.

Matière: Aluminium et fer + PC

**Haz de luz**

Light beam

Faisceau lumineux



## Modos de instalación

Mounting ways

Modes d'installation

- **Cabinet**
- **Soporte de madera**  
Wooden baking  
Fond en bois



Ref.	W	Lm/W	Led	K	Lm	Ra	P.F.
43-902-06-001	6	117	AC	2200-6500	700	>0,8	>0,5



A modern, brightly lit interior space, likely a retail store or office lobby. The ceiling is a complex, multi-layered structure with a grid of square LED panels and recessed lighting. Track lighting with adjustable spotlights is also visible. The floor is a light-colored, polished material that reflects the overhead lights. In the foreground, there are dark-colored ottomans and a display case containing shoes. In the background, there are white reception desks, a large window looking out onto a harbor scene, and a wall with a grid of small, glowing lights. The overall atmosphere is clean, contemporary, and well-lit.

## **PANELES LED**

**LED PANELS  
PANNEAUX LED**

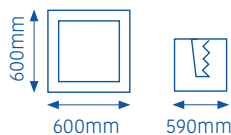
# Panel 3CCT



**Material: Aluminio y acrílico.**

Material: Aluminium & acrylic.

Matière: Aluminium et acrylique.



**Disponible marco de superficie**

Available surface frame



Ref. 30-550-40-PER



LED CHIP: SANAN SMD ; CRI > 85 / 50.000 hours ; 15.000 ON/OFF; 3 YEARS GUARANTEE

Ref.	W	CCT(k)	Lm	V	Hz	Pf	Ángulo apertura Beam Angle Angle d'ouverture	
30-125-40-333	40	3000 4000 6500	3600	85-265	50/60	>0,9	120°	1/5







## **TIRAS LED Y PERFILES**

**LED STRIPE AND PROFILES**

**BANDES LED ET PROFILS**



# Led Strips



**Material: FPC de 5 metros (placa de circuito flexible) con adhesivo 3M Alta fiabilidad. Puede ser cortado cada 6 leds (100mm)**

Material: 5 metres FPC (Flexible circuit board) with 3M tape Highly Reliable. Can be cut by 6 leds (100mm). Matière: Aluminium et acrylique.

Matériau : FPC 5 mètres (circuit imprimé flexible) avec bande 3M Hautement fiable. Peut être coupé par 6 leds (100mm).



LED CHIP: EPSTAR SMD 5050; 36.000 hours ; P.F. > 1; 5 YEARS GUARANTEE\*\*

Serie	W	K	IP	CRI	SDCM	No. Leds/m.	Lm/n	V	Ángulo apertura Beam Angle Angle d'ouverture	Anchura(mm) Width(mm) Largeur (mm)	Max. longitud de conexión Max connection length Max longueur de la connexion	
LS006	4,8 W/m.	□	-	□□	□□	□	60	500	DC 24	120°	8	10m
LS006	9,6 W/m.	□	-	□□	□□	□	60	1000	DC 24	120°	10	5m
LS006	14,4	□	-	□□	□□	□	120	1400	DC 24	120°	10	5m
LS006	19,2	□	-	□□	□□	□	120	1800	DC 24	120°	10	3m

K	CCT(K)	IP	Dibujo Drawing Dessin	CRI	SDCM Step
2	2700	20		80	Ra<80
3	3000		90	Ra<90	
4	4000	65		3	SDCM<3
6	6500	67		5	SDCM<5

\*\* Sujeto a las condiciones específicas de la garantía de CristalRecord  
\*\* Subject to the specific conditions of CristalRecord's Guarantee.  
\*\* Sous réserve des conditions spécifiques de la garantie CristalRecord.

# Perfiles

## Acabado difusor PC

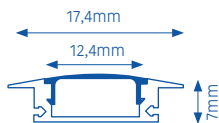
PC diffuser finish  
Diffuser PC finition

**Material: Aluminio y PC Incluye dos tapones y dos anclajes por metro**

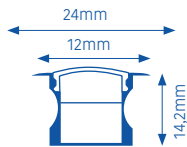
Material: Aluminium and PC  
Includes two caps and two hooks per metre

Matériau : Aluminium et PC  
Comprend deux capuchons et deux crochets par mètre

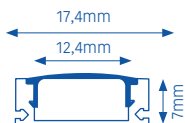
100	Mate / Matt / Mat
101	Transparente / Transparent / transparent Milky
102	Milky



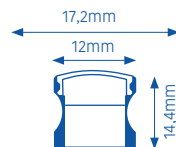
**REC-070**



**REC-144**



**SPF-070**

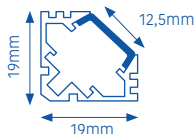


**SPF-144**

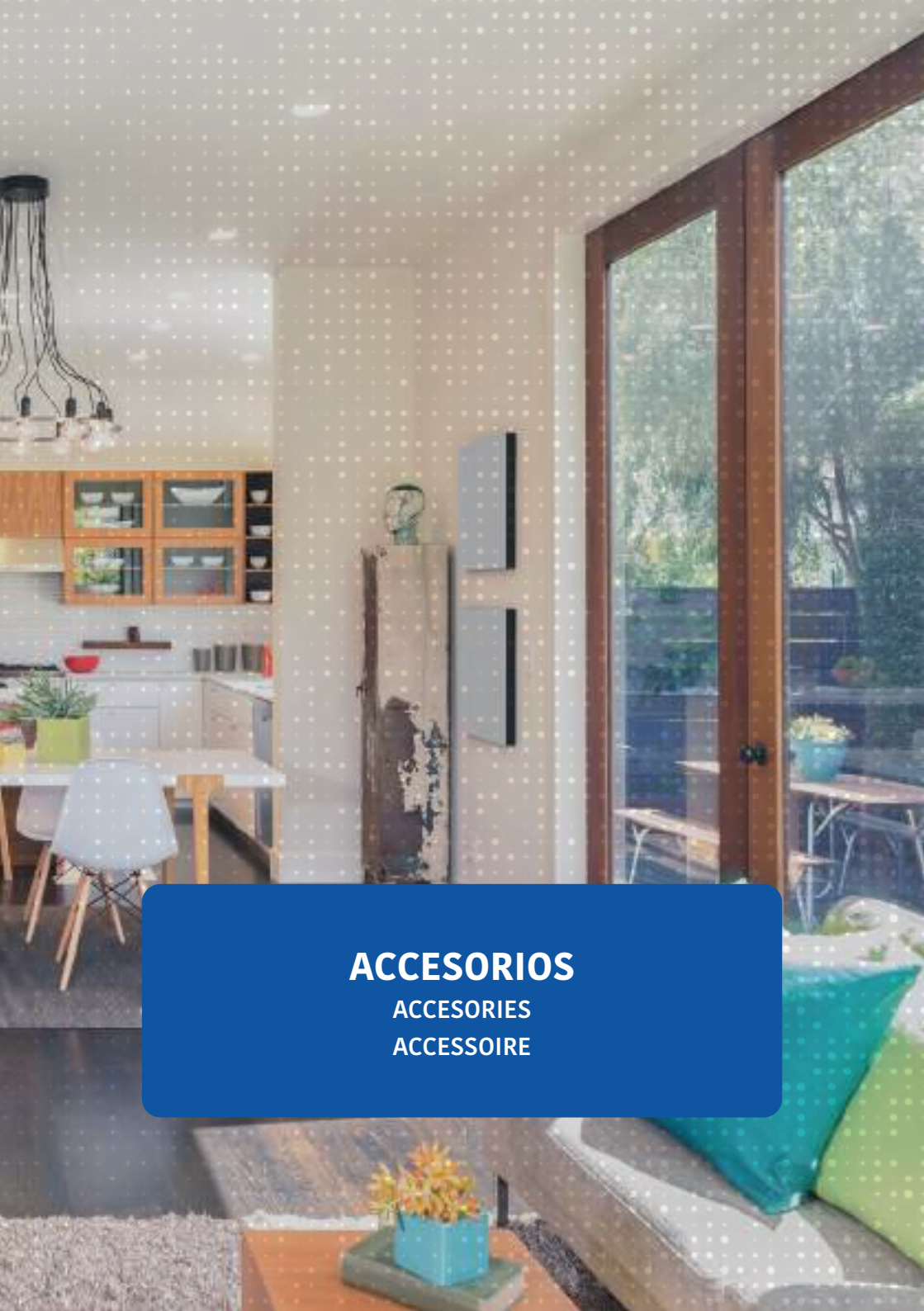
Ref.	Acabado difusor PC PC Diffuser finish Diffuser PC finition	Instalación Installation Installation	Altura High Hauteur	Longitud Lenght Lomugeur	Apto
REC1-070- REC2-070-	<input type="checkbox"/>	Empotrado Recessed Encastré	7mm	1m 2m	IP20
REC1-144- REC2-144-	<input type="checkbox"/>	Empotrado Recessed Encastré	14,2mm	1m 2m	IP20,IP65,IP67
SPF1-070- SPF2-070-	<input type="checkbox"/>	Superficie Surface Surface	7mm	1m 2m	IP20
SPF1-144- SPF2-144-	<input type="checkbox"/>	Superficie Surface Surface	14,2mm	1m 2m	IP20,IP65,IP67
COR1-190- COR2-190-	<input type="checkbox"/>	Esquina Corner Angle	19mm	1m 2m	IP20,IP65,IP67



**COR-190**





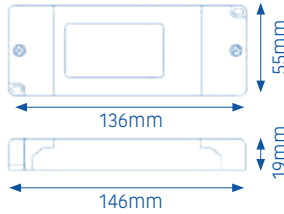
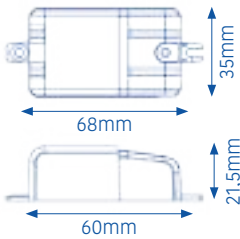


## **ACCESORIOS**

ACCESORIES

ACCESSOIRE

# Electronic Driver

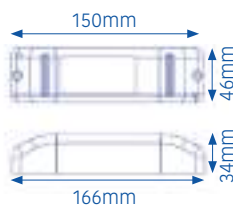


Reference	FUSDC-4-12T-TCI
Power	4W
Output current	13V DC 350mA
Input voltage	100 - 240V
Frequency	50/60Hz
ta °C	-25 + 60
tc °C	75
IP	20
Class	II
Norms	EN 50172 EN 55015 EN 61000-3-2 EN 61000-3-3 EN 61347-1 EN 61347-2-13 EN 61547 VDE 0710-T14

Reference	FUSDC-15-12T-TCI
Power	20W
Output current	12V DC
Input voltage	220 - 240V
Frequency	50/60Hz
ta °C	-25 + 55
tc °C	80
IP	20
Class	II
Norms	EN 50172 EN 55020 EN 60598-1 EN 61000-3-2 EN 61000-3-3 EN 61347-1 EN 61347-2-13 EN 61547 EN 62384 VDE 0710-T14



# Emergency Kit



Reference	KE-1H-7W-TCI
Power	7W
Input voltage	220 - 240V
Output voltage	7,2V - 1,6Ah
Frequency	50/60Hz
ta °C	0 + 60
tc °C	80
IP	20
Class	II
Norms	EN 50172 EN 55015 EN 61000-3-2 EN 61000-3-3 EN 61347-1 EN 61347-2-13 EN 61547 VDE 0710-T14

Reference	KE-3H-7W-TCI
Power	7W
Input voltage	220 - 240V
Output voltage	7,2V - 4Ah
Frequency	50/60Hz
ta °C	0 + 55
tc °C	80
IP	20
Class	II
Norms	EN 50172 EN 55015 EN 60598-1 EN 61000-3-2 EN 61000-3-3 EN 61347-1 EN 61347-2-13 EN 61547 EN 62384 VDE 0710-T14

90 minutes emergency operation for 12 hours charge.

## Anexo información

Annexed information  
Informations annexées



### Indica el cumplimiento de la baja tensión y la compatibilidad electromagnética.

Indicates the compliance with the low voltage and electromagnetic compatibility.  
Indique la conformité à la basse tension et compatibilité électromagnétique.



### Directiva europea RoHS 2002/95

European RoHS Directive 2002/95.  
Directive européenne RoHS 2002/95.



### No eliminar con los residuos domésticos.

Do not eliminate with the domestic wastes.  
Ne pas éliminer avec les déchets domestiques.



### Empresa adherida a ECOEMBES

Company adhered to ECOEMBES.  
Société adhérente à ECOEMBES.



### Distancia mínima de seguridad entre la luminaria y los objetos iluminados.

Minimum safety distance between the lighting fixture and the lightened objects.  
Distance de sécurité minimale entre le luminaire et les objets éclairés.



### Luminarias no aptas para el montaje directo en superficie normalmente inflamables.

Luminaires not suitable for direct surface mounting normally flammable.  
Luminaires non adaptés au montage en surface direct normalement inflammable.



### Diámetro de la bombilla compatible.

Compatible bulb diameter.  
Diamètre de l'ampoule compatible.



### Potencia máxima de la lámpara.

Maximum power of the lamp.  
Puissance maximale de la lampe.



### Dispone de una toma de tierra de protección. Protección de clase I.

Has a protective earth. Class I protection.  
Avec prise de terre. Catégorie de protection I.



### Protección de clase II.

Class II protection.  
Classe de protection II.



### No hay corriente rizada.

No curly current.  
Pas de courant bouclé.



### Marca de protección contra el polvo (X) y el agua (Y).

Ingress Protection Marking against dust (X) and water (Y).  
Indice de protection contre la poussière (X) et l'eau (Y).



### No hay corriente rizada.

No curly current.  
Pas de courant bouclé.



### Luminaria con UGR <19.

Luminaire with UGR <19.  
Luminaire avec UGR <19.



### Iluminación combinada.

Combined lighting.  
Éclairage combiné.



### Resistencia a los golpes. Energía de impacto 5 julios.

Shock resistance. Impact energy 5 Joules.  
Résistance au choc. Énergie d'impact 5 Joules.



### Intensidad regulable.

Dimmable.  
Dimmable.



### Resistencia a los golpes. Energía de impacto 2 julios.

Shock resistance. Impact energy 2 Joules.  
Résistance au choc. Énergie d'impact 2 Joules.



### Tres tonos de luz a elegir.

Three light tones to choose.  
Trois nuances de lumière à choisir.





# ILUMINACIÓN TÉCNICA 2023

TECHNICAL LIGHTING / ÉCLAIRAGE TECHNIQUE



**CristalRecord**  
Iluminación - Lighting

Pol. Ruiseñores I.  
Ctra. de Logroño, km. 8,5  
50011 Zaragoza, España  
+ 34 976 459 277

[www.cristalrecord.com](http://www.cristalrecord.com)  
[pedidos@cristalrecord.com](mailto:pedidos@cristalrecord.com)  
[orders@cristalrecord.com](mailto:orders@cristalrecord.com)

# ILUMINACIÓN TÉCNICA 2023

TECHNICAL LIGHTING / ÉCLAIRAGE TECHNIQUE



**CristalRecord**  
Iluminación - Lighting

Pol. Ruiseñores I.  
Ctra. de Logroño, km. 8,5  
50011 Zaragoza, España  
+ 34 976 459 277

[www.cristalrecord.com](http://www.cristalrecord.com)  
[pedidos@cristalrecord.com](mailto:pedidos@cristalrecord.com)  
[orders@cristalrecord.com](mailto:orders@cristalrecord.com)

Síguenos

